

Towards an Application of Graph Structure Analysis to a MAS-based model of Proxemic Distances in Pedestrian Systems

Lorenza Manenti, Luca Manzoni, Sara Manzoni
CSAI - Complex Systems Artificial & Intelligence Research Center
Dipartimento di Informatica, Sistemistica e Comunicazione
Università degli Studi di Milano - Bicocca
viale Sarca 336, 20126, Milano, Italy
Email {lorenza.manenti, luca.manzoni, sara.manzoni}@disco.unimib.it

Abstract—This paper proposes the use of methods for network analysis in order to study the properties of a dynamic graph that model the interaction among agents in an agent-based model. This model is based on Multi Agent System definition and simulates a multicultural crowd in which proxemics theory and distance perception are taking into account.

After a discussion about complex network analysis and crowd research context, an agent-based model based on SCA*PED (Situating Cellular Agents for PEdestrian Dynamics) approach is presented, based on two separated yet interconnected layers representing different aspects of the overall system dynamics. Then, an analysis of network derived from agent interactions in the Proxemic layer is proposed, identifying characteristic structures and their meaning in the crowd analysis. At the end an analysis related to the identification of those characteristic structures in some real examples is proposed.

I. INTRODUCTION

The analysis of networks can be traced back to the first half of the XX century [1], with some works dating back to the end of the XIX century [2]. Network analysis has been proved useful in the study of social phenomena and their applications, like rumor spreading [3], opinion formation [4], [5] and the structure of social relation [6]. Outside the social sciences, network analysis has been applied to study and model the epidemic spreading process [7], the interaction between proteins [8] and the link structure in the World Wide Web [9].

The analysis of social networks is an emerging topic also in the *Multi Agent System* (MAS) area [10]. Some prominent examples of this analysis can be found in reputation and trust systems [11] with the aim of identifying how the propagation of trust and reputation can influence system dynamics.

In this paper we propose an analysis of the graph structures of a social network derived from the interaction among agents in a MAS with the aim to support the simulation of crowd and pedestrian dynamics. This system is based on a model that is an extension of an agent-based approach previously presented in the pedestrian dynamics area: in particular, we refer to SCA*PED approach (*Situating Cellular Agents for PEdestrian Dynamics* [12]).

In this approach, according to agent-based modeling and simulation, crowds are studied as complex systems: other

approaches consider pedestrians as moving particles subjected to forces (i.e., Social Force models [13]) or as cells in a cellular automata (i.e., Cellular Automata models [14]). In the first approach the dynamic of spatial features is studied through spatial occupancy of individuals and each pedestrian is attracted by its goal and repelled by obstacles modeled as forces; in the second, the environment is represented as a regular grid where each cell has a state that indicates the presence/absence of pedestrians and environmental obstacles.

These traditional modeling approaches focus on pedestrian dynamics with the aim of supporting decision-makers and managers of crowded spaces and events. Differently, in the agent-based approach, pedestrians are instead explicitly represented as autonomous entities, where the dynamics of the system results from local behavior among agents and their interactions with the environment. With respect to the particle approach, the agent-based model can deal with individual aspects of the crowd and differences between single agents (or groups of agents) [15]. Since those aspect can influence the behavior of the crowd, we consider this approach more promising even if it is computationally intensive.

In this way some multidisciplinary proposals have recently been suggested to tackle the complexity of crowd dynamics by taking into account emotional, cultural and social interaction concepts [16]–[18].

In this paper we focus on interactions among different kinds of agents and we study how the presence of heterogeneities in the crowd influence its dynamics. In particular, the model we present explicitly represents the concept of *perceived distance*: despite spatial distance, perceived distance quantifies the different perception of the same distance by pedestrians with different cultural attitudes. In the model we assume that pedestrians keep a certain distance between each other following the theory proposed by Elias Canetti [19]. This distance evolves according to the situation in which the pedestrian is: free walking, inside a crowd, inside a group in a crowd (i.e., crowd crystal).

The concept of perceived distance is strictly related to the concept of proxemic distance: the term proxemics was

first introduced by Hall with respect to the study of set of measurable distances between people as they interact [20], [21]. Perceived distances depend on some elements which characterize relationships and interactions between people: posture and sex identifiers, sociofugal-sociopetal¹ (SFP) axis, kinesthetic factor, touching code, visual code, thermal code, olfactory code and voice loudness.

In order to represent spatial and perceived distances, the proposed model represents pedestrians behaving according to local information and knowledge on two separated yet interconnected layers where the first (i.e., *Spatial layer*) describes the environment in which pedestrian simulation is performed and the second (i.e., *Proxemic layer*) represents heterogeneities in system members on the basis of cultural differences.

The methods and algorithms related to social network analysis can be applied on the network created from interaction among agents in the Proxemic layer. This study allows the evaluation of dynamic comfort properties (for each pedestrian and for the crowd) given a multicultural crowd sharing a structured environment.

The paper is organized as follows: after a description of general SCA*PED approach, we will describe deeply each layer of the structure. Starting from the analysis of the social network created at Proxemic layer, we will identify relevant structures and properties of the corresponding graph. In the end, we will propose some examples of those structures in real world situations.

II. TWO LAYERED MODEL

In this section, the proposed multi-layered model is presented: after an introduction on SCA*PED general approach, we will describe the Spatial and Proxemic layer focusing on the interaction between layers and among agents.

In order to model spatial and perceived distances, we defined a constellation of interacting MAS situated on a two-layered structure (i.e., Spatial and Proxemic layers). Following the SCA*PED approach definition the agents are defined as reactive agents that can change their internal state or their position on the environment according to perception of environmental signals and local interactions with neighboring agents. Each MAS layer is defined by a triple

$$\langle \text{Space}, F, A \rangle$$

where *Space* models the environment in which the set *A* of agents is situated, acts autonomously and interacts through the propagation/perception of the set *F* of fields. IN particular *Space* is modeled as an undirected graph of nodes $p \in P$.

A *network*, or *graph*, is a pair $G = (V, E)$ where *V* is a set of *nodes* and $E \subseteq V \times V$ is a set of *edges*. A graph *G* is called *undirected* if and only if for all $u, v \in V$, $(u, v) \in E \Leftrightarrow (v, u) \in E$. Otherwise the graph is called *directed*. A graph can be also represented as an adjacency matrix *A*, where the elements $a_{u,v}$ of the matrix are 1 if $(u, v) \in E$ and

¹These terms were first introduced in 1957 by H. Osmond in [22] and refer to the different degree of tolerance of crowding.

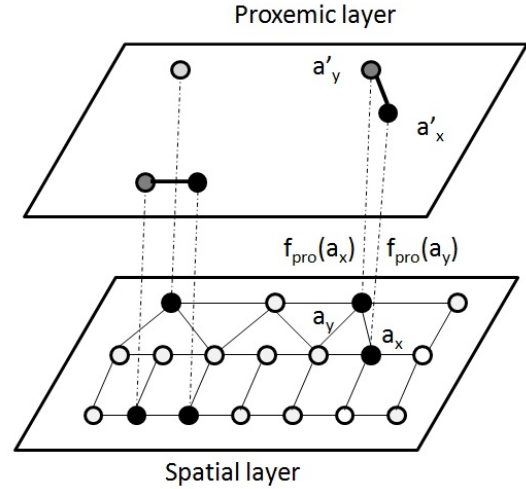


Fig. 1. Two-layered MAS model is shown. Spatial layer describes the environment in which pedestrian simulation is performed and Proxemic layer refers to the dynamic perception of neighboring pedestrians. For instance, the two agents a_x and a_y are adjacent in the Spatial layer and, consequently, they are connected by an edge in the Proxemic layer due to the perception of the fields exported.

0 otherwise. Two nodes $u, v \in V$ such that $(u, v) \in E$ are called adjacent nodes. The edge of a graph could be weighed if it is defined a *weight function* $w : E \mapsto \mathbb{R}$. In this case the graph is a *weighted graph*.

The set of nodes *P* of *Space* is defined by a set of triples $\langle a_p, F_p, P_p \rangle$ (i.e., every $p \in P$ is a triple) where $a_p \in A \cup \{\perp\}$ is the agent situated in p , $F_p \subset F$ is the set of fields active in p and $P_p \subset P$ is the set of nodes adjacent to p . Fields can be propagated and perceived in the same or different layers. In order to allow this interaction, the model introduces the possibility to export (import) fields from (into) each layer.

In each layer, pedestrians and relevant elements of the environment are represented by different kinds of agents. An agent type $\tau = \langle \Sigma_\tau, Perception_\tau, Action_\tau \rangle$ is defined by:

- Σ_τ , the set of states that agents of type τ can assume;
- $Perception_\tau$, a function that describes how an agent is influenced by fields defining a *receptiveness coefficient* and a *sensibility threshold* for each field $f \in F$;
- $Action_\tau$, a function that allows the agent movement between spatial positions, the change of agent state and the emission of fields.

Each agent is defined as a triple $\langle s, p, \tau \rangle$ where τ is the agent type, $s \in \Sigma_\tau$ is the agent state and $p \in P$ is the site in which the agent is situated.

Spatial and Proxemic layers will be described in the following sections. The first describing the environment in which pedestrian simulation is performed while the second referring to the dynamic perception of neighboring pedestrians according to proxemic distances.

A. The Spatial Layer

In the Spatial layer, each spatial agent $a_{spa} \in A_{spa}$ emits and exports to Proxemic layer a field to signal changes on

physical distance with respect to other agents. This means that when an agent $a_y \in A_{spa}$ enters the neighborhood of an agent $a_x \in A_{spa}$ (considering nodes adjacent to p_{a_x}), both agents emits a field f_{pro} with an intensity id proportional to the spatial distance between a_x and a_y . In particular, a_x starts to emit a field $f_{pro}(a_y)$ with information related to a_y and intensity id_{xy} , and a_y starts to emit a field $f_{pro}(a_x)$ with information related to a_x and intensity id_{yx} . Obviously, $id_{xy} = id_{yx}$ due to the symmetry property of distance and the definition of id .

When physical condition changes and one of the agents exits the neighborhood, the emitting of the fields ends.

Fields are exported into Proxemic layer and influences the relationships and interactions between proxemic agents. In Figure 1, a representation of the interaction between Spatial and Proxemic layers is shown. How this field is perceived and influences the agent interactions in the Proxemic layer, will be described in the next section.

B. The Proxemic Layer

As previously anticipated, Proxemic layer describes the agents behavior taking into account the dynamic perception of neighboring pedestrians according to Proxemics theory. Proxemic layer hosts a heterogeneous system of agents A_{pro} where several kinds of agents τ_1, \dots, τ_n represent different attitudes of a multicultural crowd. Each type τ_i is characterized by a perception function $perc_i$ and a value of social attitude sa_i . This value takes into account proxemic categories introduced before and indicates the attitude to sociality for that type of agent.

In this layer, space is described as a set of nodes where each node is occupied by a proxemic agent $a_{pro} \in A_{pro}$ and connected to the corresponding node at Spatial layer. Proxemic agents are influenced by fields imported from Spatial layer by means of their perception function. The latter interprets the field f_{pro} perceived, amplifying or reducing the value of its intensity id on the basis of sa value.

When in the Spatial layer $a_x \in A_{spa}$ emits a field with information on a_y , in the Proxemic layer $a'_x \in \tau_i$ perceives the field $f_{pro}(a_y)$:

$$perc_i(f_{pro}(a_y)) = sa_i \times id_{xy} = ip_{xy} \quad (1)$$

and $a'_y \in \tau_j$ perceives the field $f_{pro}(a_x)$:

$$perc_j(f_{pro}(a_x)) = sa_j \times id_{yx} = ip_{yx} \quad (2)$$

Values ip_{xy} and ip_{yx} quantify the different way to perceive the physical distance between a_x and a_y from the point of view of a_x and a_y respectively.

Each $a_{pro} \in A_{pro}$ is also characterized by a state $s \in \Sigma$ which dynamically evolves on the basis of the perceptions of different f_{pro} imported from the Spatial layer. The transition of state represents the local change of comfort value for each agent. State change may imply also a change in the perception: this aspect may be introduced into the model by specifying it into the perception function (i.e., $perc_i(f_{pro}, s) =$

$perc_i(f_{pro})$). In this paper we do not consider this aspect: future works will consider this issue.

In general, the state evolves according to the composition of the different ip calculated on the basis of interactions which take place in the Spatial layer.

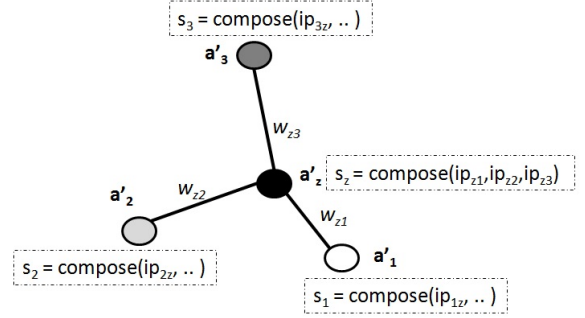


Fig. 2. A system of four agents where the state of agent $a'_z \in A_{pro}$ results from the composition of its perceived neighbors (i.e., $a'_1, a'_2, a'_3 \in A_{pro}$).

Figure 2 shows an heterogeneous system composed of four neighboring agents where the state of each agent results from the composition of all perceived neighbors:

$$\forall a'_z \in A_{pro}, s_z = compose(ip_{z1}, ip_{z2}, \dots, ip_{zn})$$

where $a'_1, \dots, a'_n \in A_{pro}$ are the corresponding proxemic agents of $a_1, \dots, a_n \in A_{spa}$ which belong to the neighborhood of $a_z \in A_{spa}$.

After the perception and modulation of fields perceived, it is possible to consider the relationship between i and j in (1) and (2).

If $i = j$ the two agents belong to the same type (i.e., $\tau_i = \tau_j$) and the values ip_{xy} and ip_{yx} resultant from the perception are equal (i.e., $sa_i = sa_j$ and $id_{xy} = id_{yx}$ for definition). Otherwise, if $i \neq j$ the two agents belong to different kinds (i.e., $\tau_i \neq \tau_j$) and the values ip_{xy} and ip_{yx} resultant from the perception are different (the agents perceive their common physical distance in different way).

Proxemic relationships among agents are represented as an undirected graph $PG = (A, E)$ where A is the set of nodes (i.e., agents) and E is the set of edges. The edges of PG are dynamically modified as effect of spatial interactions occurring at Spatial layer and social attitude sa . In particular, when a field $f_{pro}(a_y)$ is perceived from agent a'_x with information on a_y , an edge between a'_x and a'_y is created. When field emission ends due to the exit of the neighborhood by one agent, the edge previously created is eliminated. The edge (x, y) between nodes x and y is characterized by a weight w_{xy} :

$$w_{xy} = |ip_{xy} - ip_{yx}|$$

and represents the proxemic relationships between agents a_x and a_y in the Spatial layer. Obviously, only if $ip_{xy} \neq ip_{yx}$ the w_{xy} is non null.

In the next section we will introduce the basic notions on networks and the analysis of their properties.

III. BASICS NETWORK ANALYSIS

In this section we introduce the basic properties and kinds of graph used in the analysis of networks.

Starting with the previous definition of graph, we can introduce the notion of node *degree*. The *in-degree* of a node is the number of incoming edges in the node: for $v \in V$, $in(v) = |\{(u, v) \in E\}|$. The *out-degree* of a node is the number of outgoing edges in a node: for $v \in V$, $out(v) = |\{(v, u) \in E\}|$. The *degree* $deg(v)$ of a node $v \in V$ is the sum of its in-degree and out-degree. A first simple characterization of graphs can be done using their *degree distribution*. The degree distribution $P(k)$ of a graph G is the ratio of nodes in the graph that have degree equal to k . For directed graph it is useful to distinguish between the in-degree distribution $P_{in}(k)$ and the out-degree distribution $P_{out}(k)$.

A first property of interest in a graph is the *diameter*, indicated by $Diam(G)$. Let $d(v, u)$ be the shortest path from the node u to the node v . The diameter is the maximum value assumed by $d(u, v)$. If the graph G is not connected then the value of the diameter is infinite. Related to the diameter is the *average shortest path length*, defined as:

$$L = \frac{1}{|V|(|V| - 1)} \sum_{u, v \in V, v \neq u} d(u, v)$$

As with the diameter, the average shortest path length is infinite when the graph is not connected.

Another measure used in the analysis of networks is the *clustering coefficient* introduced by Watts and Strogatz [23]. The clustering coefficient for the node $v \in V$ is defined as:

$$c(v) = \frac{\sum_{u_1, u_2} a_{v, u_1} a_{u_1, u_2} a_{u_2, v}}{deg(v)(deg(v) - 1)}$$

The clustering coefficient of the graph G as a whole is the means of the clustering coefficient of the single nodes:

$$C = \frac{1}{|V|} \sum_{v \in V} c(v)$$

Many variations of the clustering coefficient has been proposed, for example to remove biases [24].

A structure of particular interest is the *community* structure. The concept of community has been defined in social sciences [6]. Since a community on a graph has to correspond to a social community, it does not have a single definition. Intuitively a community is a subgraph whose nodes are tightly connected. The strongest definition is that a community is a *cliche* (i.e., a maximal subgraph where all the nodes are adjacent) or a *k-cliche* (i.e., a maximal subgraph where all the nodes are at a distance bounded by k). Another definition implies that the sum of the degree of the nodes towards other community members is greater than the sum of the degree of the nodes towards nodes outside the community. Other definitions have been proposed to fit particular modeling requirements.

In the study of complex networks many kinds of network structure have been proposed:

- 1) **RANDOM GRAPH.** This is the simplest type of graph, where pairs of nodes were connected with a certain probability p . Unfortunately it is not able of representing many real world phenomena;
- 2) **“SMALL WORLD” GRAPH.** In many real world networks there exists “shortcuts” in the communication between nodes (i.e., edges connecting otherwise distant parts of the graph). This property is called *small world property* and is present when the average shortest path of a graph is at most logarithmic in the number of nodes in the graph. This property is usually associated with a high clustering factor [23];
- 3) **FREE SCALE NETWORKS.** A more in-depth study of real networks shows that the distribution of degrees is not a Gaussian one. The distribution emerging in biological [25] and technological [26] contexts is the power law distribution. The majority of the nodes in scale-free networks have a low degree, while a small number of nodes have a very high degree. Those nodes are called *hubs*. Since this kind of networks is ubiquitous, there are many studies on their properties, the possible formation processes and their resistance to attacks and damages [27].

This short introduction to network analysis is certainly not complete. To a more in-depth introduction it is possible to refer to one of the many survey articles [27], [28].

In the next section we will apply those properties definitions to the graph of the Proxemic layer of the previously defined agent-based model.

IV. STRUCTURES IDENTIFICATION

In this section we identify the structures of interests that we expect to find in the Proxemic layer of the previously defined MAS model.

A. Borders

A first interesting study is related to the identification of “friction zones”, where a homogeneous group of agents of type τ_i is encircled by agents of different type $\tau_j \neq \tau_i$. We are interested in the study of the border between a group and other agents. This structure can be interesting since we can identify the presence of homogeneous zones in a MAS and how those structures evolve in time and interact with other homogeneous groups or single agents (that can belong to the same type or a different one).

Let $G = (V, E)$ and $H = (U, F)$ be two undirected graph, $\{\tau_1, \dots, \tau_n\}$ a partition of V and $f : V \mapsto U$ an injective function. Let $\mathcal{A}, \mathcal{B} \subseteq V$ such that $\mathcal{B} = V \setminus \mathcal{A}$ and that exist $\mathcal{A} \subseteq \mathcal{A}$ and $\mathcal{B} \subseteq \mathcal{B}$ with the following properties:

- i. For all $v \in \mathcal{A}$, $v \in \tau_i$ for some $i \in \{1, \dots, n\}$;
- ii. For all $v \in \mathcal{B}$, $v \notin \tau_i$;
- iii. For all $v \in \mathcal{A}$ there exists $u \in \mathcal{B}$ such that $(v, u) \in E$ and for all $u' \in \mathcal{B}$ exists $v' \in \mathcal{A}$ such that $(u', v') \in E$;
- iv. For all $v \in \mathcal{A} \setminus \mathcal{A}$, $deg(v) = 0$;
- v. For all $u, v \in \mathcal{A}$ there exist a sequence $f(u) = f(u_0), f(u_1), \dots, f(u_n) = f(v)$ in H such that

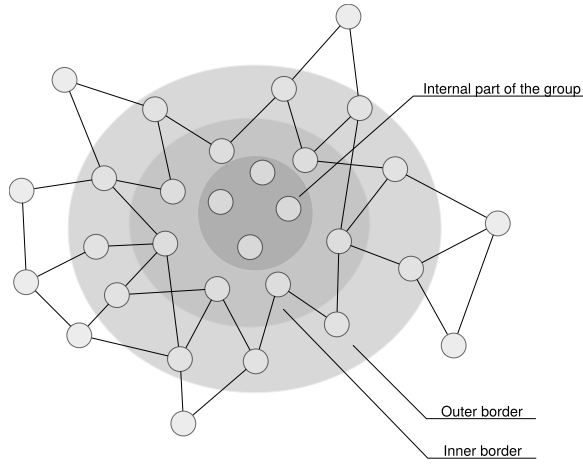


Fig. 3. A schematic example of the border structure

$u_1, \dots, u_n \in \mathcal{A}$ and $(f(u_i), f(u_{i+1})) \in F$ for all $i \in \{0, \dots, n-1\}$.

- vi. For all $\mathcal{C} \supset \mathcal{A}$, \mathcal{C} does not respect at least one between *i,iii,iv* and *v*. For all $\mathcal{D} \supset \mathcal{B}$, \mathcal{D} does not respect at least one between *ii* and *iii*.

A subgraph $G_{\mathcal{A},\mathcal{B}} = (V_{\mathcal{A},\mathcal{B}} = \mathcal{A} \cup \mathcal{B}, E_{\mathcal{A},\mathcal{B}})$ with $E_{\mathcal{A},\mathcal{B}} = \{(u, v) \in E \mid u \in \mathcal{A}, v \in \mathcal{B} \text{ or } u \in \mathcal{B}, v \in \mathcal{A}\}$ that respects all the previous properties will be called *border* for the group \mathcal{A} . We will also call \mathcal{A} the *inner border* and \mathcal{B} the *outer border*. An example of a border structure is shown in Fig. 3.

Every property of the definition has an associated semantical motivation. The first property states that a group must be composed of agents of the same kind. The second property declares that the agents directly outside the group must be of a different kind (otherwise they must be part of the group). The third property states that for each agent inside the inner (resp. outer) border must exist at least one agent inside the outer (resp. inner) border that is aware of its presence. The fourth property declares that the agents of the group that are not in the border must be isolated from the outside social interactions. The fifth property uses a mapping function (that can be used to map agents in the Proxemic layer to loci in the Spatial layer) to assure that all the elements of the group are in the same spatial location. The last property assures that we are taking the entire group and not one subset of it.

Given a border $G_{\mathcal{A},\mathcal{B}} = (V_{\mathcal{A},\mathcal{B}}, E_{\mathcal{A},\mathcal{B}})$ and a weight function w , we can be interested in computing the average weight of the border:

$$W_{\mathcal{A},\mathcal{B}} = \frac{1}{|E_{\mathcal{A},\mathcal{B}}|} \sum_{(u,v) \in E_{\mathcal{A},\mathcal{B}}} w_{u,v}$$

We are also interested in the average comfort of the inner border:

$$C_{inner} = \frac{1}{|\mathcal{A}|} \sum_{v \in \mathcal{A}} s_v$$

We can define C_{outer} in the same way. We assume that the concept of comfort previously introduced can be translated

into a set of real values, where to higher values correspond to an higher level of comfort.

We can fix two values $r \in \mathbb{R}$ (a discriminating value between low and high weights) and $c \in \mathbb{R}$ (a discriminating value between comfortable and uncomfortable states) and obtain 4 possible situations in which a border $G_{\mathcal{A},\mathcal{B}}$ can stand:

- 1) $W_{\mathcal{A},\mathcal{B}} \leq r$ and $C_{inner} \simeq C_{outer} \leq c$.
In this case the group \mathcal{A} is uncomfortable with the agents outside it. The outside agents are also uncomfortable with the presence of \mathcal{A} . The expected reaction of the group is to close itself and to move farther from the other agents. The agents in the outer border will also move away from the group;
- 2) $W_{\mathcal{A},\mathcal{B}} \leq r$ and $C_{inner} \simeq C_{outer} > c$.
In this case the group \mathcal{A} is comfortable with the outer agents and the outer agents are comfortable with \mathcal{A} . This is a situation in which it is possible for the group to be open with respect to the rest of the agents;
- 3) $W_{\mathcal{A},\mathcal{B}} > r$ and $C_{inner} > C_{outer}$.
In this case the group \mathcal{A} is comfortable with the outer agents but the converse is false. In this situation the outer agents are going to increase their distance from \mathcal{A} ;
- 4) $W_{\mathcal{A},\mathcal{B}} > r$ and $C_{inner} \leq C_{outer}$.
In this case the outer agents are comfortable with the group \mathcal{A} but the converse is false. In this situation \mathcal{A} will probably increase the distance from the outer agents and close itself.

Note that the concept of border it is also useful to identify a group inside the MAS graph PG . Since the set \mathcal{A} is composed by agents of the same type that occupy a certain space, we can use \mathcal{A} as our definition of group.

B. Homogeneous Spatially Located Groups

Another interesting study is the individuation of homogeneous groups of agents that are in the same spatial location. This homogeneous spatially located group (HSL-group) of agents is expected to behave as a unique entity, so its individuation allows us to understand better the complex dynamics of the whole system (due to an abstraction process on the system components).

In order to identify the structure we use a subgraph of the inverse graph of the perception representation in the Proxemic layer. We are doing this transformation because two agents of the same type τ_i cannot be connected by an edge in the Proxemic Layer. This means that in the inverse graph they will be connected. It is necessary to note that we must take care of agents that are not connected but only as a consequence of the spatial distance. Those agents must remain unconnected. In this way we generate a graph where an edge between an agent u and an agent v has the following semantic: “ u and v are of the same type and their spatial distance is low”.

Note that this definition of HSL-group is similar to the definition of group given previously. In fact, the former is a generalization of the latter since it is composed by spatially adjacent groups (under the assumption that when two agents

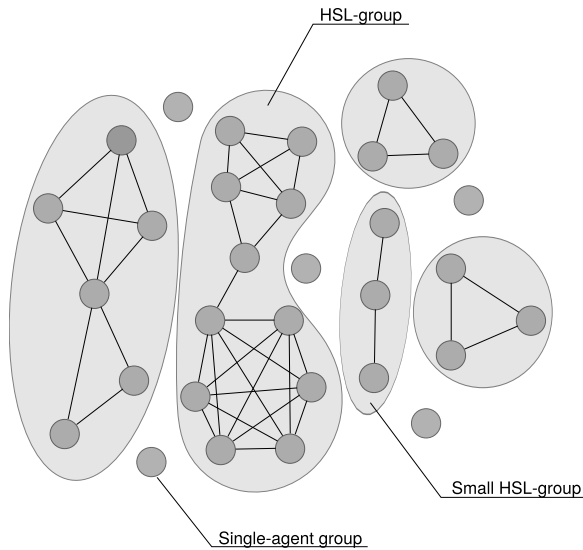


Fig. 4. A schematic example of some HSL-group

u and v are spatially adjacent, u perceives v and v perceives u).

We will now proceed with a formal definition of HSL-group.

Let $G = (V, E)$ be an undirected graph and $g : V \times V \mapsto \{0, 1\}$. We call the *inverted graph with respect to g* the graph $G' = (V, E')$ where $E' = \{(u, v) \in (V \times V) \setminus E \mid g(u, v) = 1\}$.

The graph G' is a subgraph of the inverse of G since we have added an auxiliary condition g . This condition can be defined in the following way: $g_{ip}(u, v) = 1 \Leftrightarrow \max\{ip_{u,v}, ip_{v,u}\} > 0$ (i.e., if at least one of the agents perceives the other one).

Given G and a function g , a HSL-group is a connected component of G' . Note that in our MAS model the graph G is the representation of perceptions in the Proxemic layer PG and the function g is g_{ip} . An example of HSL-group is shown in Fig. 4.

Some interesting properties that can be studied inside a single HSL-group are:

- 1) *the small world property*, since we are interested in how the information can be propagated inside a single HSL-group and the influence of information propagation in the HSL-group dynamics. Recall that small world property implies small diameter and high clustering coefficient. For this reason, we expect that the presence of this property can generate a cohesion mechanism between the components of the HSL-group, otherwise we expect the group to be uncoordinated and to have a short lifespan as a single entity when the movement in the spatial layer are consistent;
- 2) *the power law degree distribution*, since it implies a scale-free structure of the HSL-group. Recall that a scale-free structure is characterized by *hubs* (i.e., nodes with high degree). Because of this, we expect the hubs of the HSL-group to be hypothetical leaders. In fact,



Fig. 5. Pilgrimage towards Mecca.

The image is from <http://www.trafficforum.org/crowdturbulence>

when this condition appears, we expect to be able to understand the group dynamics using only the leader behaviour;

In the next section we will show some real examples where those structures can be identified.

V. REAL WORLD EXAMPLES OF GROUPS

In this section we are going to analyze some photographic examples to manually extract the presence of some of the structures previously defined.

In the first part we will identify a border structure inside a photo from the Hajj (i.e., the pilgrimage towards Mecca).

In the second part we will identify small HSL-groups at the entrance of the 1912 Democratic National Convention.

A. Borders

In Fig. 5 a particular situation during the pilgrimage towards Mecca is shown. During the Hajj, people of a lot of different cultures attend to the different phases of the rite. For this reason, a partitioning in cultural groups is expected. In the lower right part of the image there is a group of women dressed in dark, encircled by a cordon of men dressed in white. This cordon represents an inner border while people near the inner border compose the outer border. The group is composed of the cordon of men and the women. Note that since every HSL-group is also a group, this structure is a simple example of HSL-group.

B. Small HSL-groups

In Fig. 6 the entrance to the 1912 Democratic National Convention is shown. In this picture we can identify some HSL-groups: in particular, the most evident ones are the following:

- A AND D. They are composed of four and three people respectively. In the first case the people are organized on two pair disposed on parallel lines while in the second case the people are aligned;
- B AND C. They are composed of only one person. This is a degenerate version of a group but, nevertheless, it still




Fig. 6. Entrance to the 1912 Democratic National Convention

is an interesting case due to the effects of the interaction between a single person and a full-fledged group.

In this picture it is difficult to see large groups, but we expect those groups to be identifiable in simulations and in monitored events with a large number of people.

VI. CONCLUSIONS AND FUTURE WORKS

In this paper we have introduced a new agent-based model for the modeling of pedestrian dynamics that includes not only spatial structures and distances but also perceived and proxemic distances. We have also introduced and formalized two structures of interest that can arise from the analysis of the network of perceived distances.

We plan to implement the proposed model and the algorithms to find the introduced structures in order to experimentally verify the consistence of the model and the hypothesis on the behavior of the structure introduced.

This work is part of an ongoing research project with the aim to study interaction between people in multicultural crowds.

ACKNOWLEDGEMENT

This work is partially funded by CRYSTALS project, a collaboration between the *Center of Research Excellence in Hajj and Omrah* headed by Dr. Nabeel Koshak and the *CSAI - Complex Systems & Artificial Intelligence Research Center* headed by Prof. Stefania Bandini. The aim of the study is to investigate how the presence of heterogeneous groups influences emergent dynamics in the Hajj pilgrimage. Other financial supports for this paper have been done by the University of Milano-Bicocca within the project "Fondo d'Ateneo per la Ricerca - anno 2009".

REFERENCES

- [1] B. Wellman, "The school child's choice of companions," *Journal of Educational Research*, vol. 14, pp. 126–132, 1926.
- [2] J. J. Sylvester, "Chemistry and algebra," *Nature*, vol. 17, p. 284, 1878.
- [3] W. Vogels, R. van Renesse, and K. Birman, "The power of epidemics: robust communication for large-scale distributed systems," *SIGCOMM Comput. Commun. Rev.*, vol. 33, no. 1, pp. 131–135, 2003.
- [4] E. Majorana, "Il valore delle leggi statistiche nella fisica e nelle scienze sociali," *Scientia*, vol. 36, no. 58, pp. 58–66, 1942.

- [5] K. Sznajd-Weron and J. Sznajd, "Opinion evolution in closed community," *International Journal of Modern Physics C*, vol. 11, pp. 1157–1165, 2000.
- [6] S. Wasserman and K. Faust, *Social Network Analysis: methods and applications*. Cambridge University Press, 1994.
- [7] N. T. J. Bailey, *The Mathematical Theory of Infectious Diseases*, 2nd ed. New York: Hafner, 1975.
- [8] B. Vogelstein, D. Lane, and A. J. Levine, "Surfing the p53 network," *Nature*, vol. 408, pp. 307–310, 2000.
- [9] R. Albert, H. Jeong, and A.-L. Barabasi, "The diameter of the www," *Nature*, vol. 401, pp. 130–131, 1999.
- [10] P. Irvani, "Multi-level network analysis of multi-agent systems," in *RoboCup 2008: Robot Soccer World Cup XII*, ser. Lecture Notes in Computer Science. Berlin: Springer, 2009, pp. 495–506.
- [11] J. Sabater and C. Sierra, "Reputation and social network analysis in multi-agent systems," in *AAMAS '02: Proceedings of the first international joint conference on Autonomous agents and multiagent systems*. New York, NY, USA: ACM, 2002, pp. 475–482.
- [12] S. Bandini, S. Manzoni, and G. Vizzari, "Situating cellular agents a model to simulate crowding dynamics," *Special Issue on Cellular Automata*, vol. E87-D, pp. 669–676, 2004.
- [13] D. Helbing and P. Molnár, "Social force model for pedestrian dynamics," *Physical Review E*, vol. 51(5), pp. 4282–4286, 1995.
- [14] A. Schadschneider, *Pedestrian and Evacuation Dynamics*. Springer-Verlag, 2002, ch. Cellular Automaton Approach to Pedestrian Dynamics-Theory, pp. 75–85.
- [15] F. Klügl and G. Rindsfuser, "Large-scale agent-based pedestrian simulation," in *MATES '07: Proceedings of the 5th German conference on Multiagent System Technologies*. Berlin, Heidelberg: Springer-Verlag, 2007, pp. 145–156.
- [16] A. Adamatzky, *Dynamics of Crowds Minds*. World Scientific, 2005.
- [17] J. Was, "Multi-agent frame of social distances model," in *ACRI '08: Proceedings of the 8th international conference on Cellular Automata for Research and Industry*. Berlin, Heidelberg: Springer-Verlag, 2008, pp. 567–570.
- [18] M. Moussaïd, S. Garnier, G. Theraulaz, and D. Helbing, "Collective information processing and pattern formation in swarms, flocks, and crowds," *Topics in Cognitive Science*, vol. 1, no. 3, pp. 1–29, 2009. [Online]. Available: <http://dx.doi.org/10.1111/j.1756-8765.2009.01028.x>
- [19] E. Canetti, *Crowds and Power*. New York: Paperback, 1984.
- [20] E. T. Hall, *The Hidden Dimension*. Doubleday, 1966.
- [21] —, "A system for the notation of proxemic behavior," *American Anthropologist, New Series*, vol. 65(5), pp. 75–85, 1963.
- [22] H. Osmond, "Function as the basis of psychiatric ward design," *Mental Hospitals*, vol. 8, pp. 23–29, 1957.
- [23] D. J. Watts and S. H. Strogatz, "Collective dynamics of "small-world" networks," *Nature*, vol. 393, pp. 409–410, 1998.
- [24] S. N. Soffer and A. Vázquez, "Network clustering coefficient without degree-correlation biases," *Phys. Rev. E*, vol. 71, no. 5, p. 057101, May 2005.
- [25] H. Jeong, S. P. Mason, A. L. Barabasi, and Z. N. Oltvai, "Lethality nad centrality in protein networks," *Nature*, vol. 411, pp. 41–42, 2001.
- [26] R. Pastor-Satorras and A. Vespignani, *Evolution and Structure of the Internet: A Statistical Physics Approach*. Cambridge: Cambridge University Press, 2004.
- [27] S. Boccaletti, V. Latora, Y. Moreno, M. Chavez, and D.-U. Hwang, "Complex networks: Structure and dynamics," *Physics Reports*, vol. 424, no. 4-5, pp. 175 – 308, 2006.
- [28] M. E. J. Newman, "The structure and function of complex networks," *SIAM Review*, vol. 45, pp. 167–256, 2003.
- [29] S. Bandini, S. Manzoni, and G. Vizzari, *Encyclopedia of Complexity and Systems Science*. Springer, 2009, ch. Agent Based Modeling and Simulation, pp. 184–197.
- [30] A. Demers, D. Greene, C. Hauser, W. Irish, J. Larson, S. Shenker, H. Sturgis, D. Swinehart, and D. Terry, "Epidemic algorithms for replicated database maintenance," in *PODC '87: Proceedings of the sixth annual ACM Symposium on Principles of distributed computing*. New York, NY, USA: ACM, 1987, pp. 1–12.