

Customizing Visual-Language Foundation Models for Multi-modal Anomaly Detection and Reasoning

Xiaohao Xu¹, Yunkang Cao², Yongqi Chen¹, Weiming Shen², *Fellow, IEEE*, and Xiaonan Huang¹

Abstract—Anomaly detection is vital in various industrial scenarios, including the identification of unusual patterns in production lines and the detection of manufacturing defects for quality control. Existing techniques tend to be specialized in individual scenarios and lack generalization capacities. In this study, we aim to develop a generic anomaly detection model applicable across multiple scenarios. To achieve this, we customize generic visual-language foundation models that possess extensive knowledge and robust reasoning abilities into anomaly detectors and reasoners. Specifically, we introduce a multi-modal prompting strategy that incorporates domain knowledge from experts as conditions to guide the models. Our approach considers diverse prompt types, including task descriptions, class context, normality rules, and reference images. In addition, we unify the input representation of multi-modality into a 2D image format, enabling multi-modal anomaly detection and reasoning. Our preliminary studies demonstrate that combining visual and language prompts as conditions for customizing the models enhances anomaly detection performance. The customized models showcase the ability to detect anomalies across different data modalities such as images and point clouds. Qualitative case studies further highlight the anomaly detection and reasoning capabilities, particularly for multi-object scenes and temporal data. Our code is available at <https://github.com/Xiaohao-Xu/Customizable-VLM>.

I. INTRODUCTION

Traditional model development paradigms for industry often results in solutions that are specialized yet plagued by inefficiency, limited scalability, and a lack of flexibility when adapting to new manufacturing settings. However, recent advancements in foundation models, such as the large-scale visual-language model GPT4-Vision [8], have shown the potential to revolutionize this industrial landscape. These models offer impressive abilities in understanding and generating human-like linguistic texts, thereby enabling more interpretable and natural interfaces for human-machine interaction. Moreover, the rapid progress in visual-language models has demonstrated their robust reasoning capabilities [14], [9], making them well-suited for understanding industrial settings and rules at a higher level. This progress opens exciting avenues for unifying diverse industrial applications.

This study focuses on anomaly detection, which aims at identifying data patterns or behaviors that significantly deviate from established norms [6], [7], [5], [10]. Anomaly detection plays a vital role in various industrial applications,

¹ Xiaohao Xu, Yongqi Chen, and Xiaonan Huang are with the Robotics Department, University of Michigan, Ann Arbor, MI, USA. (xiaohaoy@umich.edu; yongqich@umich.edu; xiaonanh@umich.edu).

² Yunkang Cao and Weiming Shen are with the Mechanical Science and Engineering, Huazhong University of Science and Technology, Wuhan, China. (cyk_hust@hust.edu.cn; wshen@ieee.org).

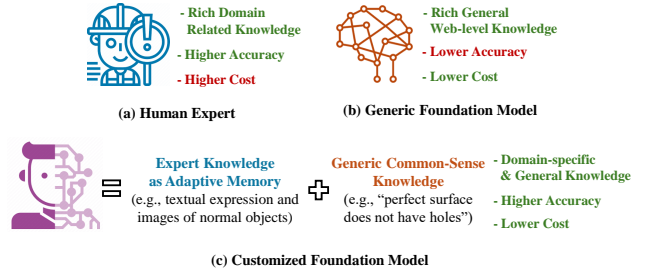


Fig. 1. **Motivation illustration.** Our insight is to combine the domain-specific knowledge of human experts with generic foundation models by utilizing the former as an external memory. By integrating this conditional knowledge in the form of instructions, *i.e.*, prompts, into the foundation model, the customized model can effectively reason by leveraging both the domain-specific expertise and their general common sense knowledge.

particularly in automatic defect inspection and fault diagnosis. By recognizing unusual patterns, it helps prevent failures and ensures quality control. Traditional approaches to anomaly detection have typically been designed for specific categories [3], [1]. However, a generic model for anomaly detection holds the potential to not only unify the anomaly detection across different contexts but also enable high-level reasoning and explanation of these anomalies.

Although generic foundation models possess extensive knowledge, they may not fully meet the requirements of diverse industrial anomaly detection due to the varied contextual nature of anomalies across different industries. Anomalies can significantly vary depending on the specific industrial domain. For instance, in manufacturing, an incorrect order of two parts might be considered a logical anomaly [2]. To effectively harness the capabilities of generic foundation models for anomaly detection, it is crucial to integrate domain-specific knowledge, such as rules for anomaly identification and target object distribution, into these models.

To achieve this, we aim to extract industrial process knowledge and contextual information from industry experts and integrate this expertise into the foundation model. As shown in Fig. 1, industry experts have domain-specific knowledge that enables them to accurately identify defects by recognizing normal and abnormal patterns. Our approach involves incorporating their expertise as external adaptive memory prompts, such as textual or visual representations of normal objects. These prompts serve as priors for the generic foundation model, allowing it to reason about anomalies within a specific context. By combining domain-specific prior knowledge with the foundation model's general intelligence, we create customized industrial foundation models.














Prompting Strategy	Inputs			Output
	Text Prompt	Image Prompt (of Normal Case)	Query	 GPT4-Vision Response
Naive	Please determine whether the image contains anomalies or defects. If yes, give a specific reason.			The image appears to show a circular object, possibly the top of a bottle or container, with a rope or cord passing through it. Upon examination: 1. There seems to be some debris or particles on the rim of the circular object . 2. The rim has visible scratches or scuffs . 3. There are some irregularities or potential defects on the cord, with areas appearing frayed or worn out.
+ Class Info in Text	Please determine whether the image given about the bottle contains anomalies or defects. If yes, give a specific reason.			1. There's a strand or cord-like material partially inside and outside the bottle . This might not be a defect if it's meant to be there, but in the context of a pure bottle inspection, it could be seen as an anomaly . 2. There seem to be minor scratches or residues around the top rim of the bottle. This could be considered a defect depending on the intended quality and usage of the bottle. 3. The inner rim of the bottle displays some unevenness or potential residue, which may or may not be a defect based on the manufacturing standards.
+ Normality Rule via Text	Please determine whether the image given about the bottle contains anomalies or defects. If yes, give a specific reason. Normally, the image given should depict clear and identifiable bottles. It may have defects such as broken parts, contaminations.			1. There appears to be some string or thread-like material partially immersed inside the bottle . This could be a contamination or a foreign object that isn't typically expected in a clear bottle. 2. The rim of the bottle shows some irregularities or potential residues . Based on these observations, it appears that the bottle may have contaminants or anomalies.
+ Normality Case via Image	The first image is normal. Please determine whether the second image contains anomalies or defects. If yes, give a specific reason.			The second image shows a braided or twisted element that is not present in the first image . This can be considered an anomaly or defect, depending on the intended use or design of the object in question.
+ Class Info in Text & Normality Case via Image	The first image given about the bottle is normal. Please determine whether the second image given about the bottle contains anomalies or defects. If yes, give a specific reason. Normally, the image given should depict clear and identifiable bottles. It may have defects such as broken parts, contaminations.			Upon comparing the two images: The first image shows the bottle's opening with a clean and even edge. The second image displays an anomaly near the bottle's opening . Specifically, there seems to be a foreign object or material, possibly a piece of string or debris , protruding into the bottle's opening. In conclusion, the second image of the bottle contains an anomaly, which is the presence of a foreign object or material near the bottle's opening.
+ Normality Rule via Text & Normality Case via Image	The first image given about the bottle is normal. Please determine whether the second image given about the bottle contains anomalies or defects. If yes, give a specific reason. Normally, the image given should depict clear and identifiable bottles. It may have defects such as broken parts, contaminations.			Upon examination of the second image, there appears to be an anomaly in the form of a foreign object or contamination inside the bottle, resembling a braided or twisted material . This is not present in the first image and is not typical for a clear and identifiable bottle. Thus, the second image of the bottle contains a defect.

Fig. 2. **Prompting strategy.** 1) *Naive*: A simple approach to utilize a foundation model for anomaly detection is to express the task as a sentence-based instruction. 2) *Class Info*: We propose incorporating information about the target class to enhance the foundation model’s contextual understanding. 3) *Normality rule*: The definition of normality and abnormality rules can be represented in textual format along with the task instruction. 4) *Normality Case*: Using images of normal cases as references enables the foundation model to conduct better anomaly identification. We present a case study to demonstrate the impact of different prompting strategies. Empirically, we observe that using more prompts leads to increased controllability, accuracy, and reduced ambiguity in predicting anomalies.

These customized models are expected to achieve higher accuracy than the generic foundation model by incorporating human expertise through the prompts. The objective of this study is to evaluate the anomaly detection and reasoning capabilities of existing large-scale visual-language models, particularly focusing on exploring prompt engineering to leverage their comprehensive knowledge base effectively.

II. METHODOLOGY

In this section, we outline the framework for transforming a generic foundation model into a customized foundation model for anomaly detection and reasoning.

A. Overview

The process of customizing a foundation model for anomaly detection involves utilizing a generic visual-language foundation model Φ . We provide a query sample

\mathbf{q} along with a sophisticated instruction, known as a prompt \mathbf{p} , to the model. The prompt can be images or texts. The model then predicts the binary detection result $\mathbf{c} \in \{0, 1\}$ and generates a reasoning textual response \mathbf{r} . This process can be summarized as follows:

$$\mathbf{c}, \mathbf{r} = \Phi(\mathbf{q}, \mathbf{p}), \quad (1)$$

B. Unified Pre-processing for Multi-modal Inputs

For industrial applications, the query sample \mathbf{q} can vary widely in modality such as RGB images, point clouds, and time-series data. Traditional anomaly detection models have typically been modality-specific, developed separately for each type of data. In contrast, we propose a unified pre-processing operation that converts all data into a standardized 2D image format. This standardization facilitates the application of large-scale visual-language models across

(a) Part 1: Task-related Prompt

The first image given about the $\$(CLASS_NAME)$ is normal. Please determine whether the second image given about the $\$(CLASS_NAME)$ contains anomalies or defects. If yes, give a specific reason. Normally, the image given should depict clear and identifiable $\$(CLASS_NAME)$. It may have defects such as broken parts, and contaminations.

Your answer should contain 2 parts:

"reasoning": a string, that describes what you think about the given image;

"correctness": an integer, 1 if there is no anomaly in the image, 0 if it is, no partial credit;

(b) Part 2: Format-related Prompt

Output example: {"reasoning": a string, "correctness": integer, 1 or 0 }

Your response must be a valid JSON string starting with { and should contain nothing else because we will directly execute it in Python. No indent or \n in json structure formatting is needed. No `` or ``json is needed.

Fig. 3. Prompting template for anomaly detection and reasoning.

different modalities by ensuring consistent input structure. Specifically, point clouds are projected onto a 2D plane to obtain rendered depth images; time-series data are visualized and plotted as figures.

C. Multi-modal Prompt Engineering

To customize a generic foundation model for anomaly detection and reasoning, we introduce domain-specific contextual knowledge using four primary types of prompts \mathbf{p} , as detailed in Fig. 2. These prompts are designed to infuse the model with a deeper understanding of the task and domain-specific nuances.

Task instruction. Clear task information prompts the generic foundation model for effective anomaly detection.

Class context. Explicit class context information, represented by a class token [CLS], enhances the model’s recognition of the target domain. We use object type names like ‘bottle’ and ‘candle’ as the [CLS] token.

Normality criteria. Language-form rules define explicit normal standards and describe abnormal objects and patterns based on human expertise. For example, ‘The given image should depict a clean and well-structured PCB with clear traces, soldered components, and distinct labels.’

Reference normal image. A normal reference image of the target class aids in identifying abnormal distributions by comparing them with the reference. It helps the model understand normality better, as describing anomaly regions concisely through text alone can be challenging.

III. EXPERIMENT

A. Evaluation Metrics

Accuracy (ACC). ACC is defined as the ratio of correctly predicted instances, *i.e.*, true positives and true negatives, to the total number of instances.

Area Under the Precision-Recall Curve (AUPR). AUPR assesses the model’s precision at different recall levels. AUPR is computed by integrating the precision as a function of recall over the entire range.

Area Under the Receiver Operating Characteristic Curve (AUC). AUC quantifies the ability to discriminate between positive and negative instances. It is computed by integrating

TABLE I

ANOMALY DETECTION PERFORMANCE ON MVTEC-AD DATASET.

Base Model	Gemini Vision Pro 1.0			GPT4-V(ision)		
	ACC	AUROC	AUPR	ACC	AUROC	AUPR
carpet	0.891	0.854	0.646	0.957	0.935	0.852
grid	0.820	0.571	0.323	0.938	0.914	0.850
leather	0.903	0.812	0.722	0.984	0.979	0.947
tile	0.829	0.734	0.554	0.957	0.961	0.870
wood	0.835	0.658	0.480	0.987	0.974	0.960
bottle	0.867	0.742	0.575	0.964	0.959	0.872
cable	0.627	0.517	0.408	0.834	0.814	0.672
capsule	0.803	0.658	0.288	0.674	0.803	0.348
hazelnut	0.655	0.541	0.396	0.845	0.787	0.730
metal nut	0.774	0.565	0.229	0.890	0.783	0.550
pill	0.856	0.648	0.297	0.820	0.486	0.156
screw	0.745	0.627	0.307	0.669	0.769	0.430
toothbrush	0.786	0.675	0.464	0.810	0.667	0.524
transistor	0.400	0.500	0.600	0.750	0.700	0.715
zipper	0.656	0.736	0.349	0.689	0.723	0.347
average	0.760	0.625	0.370	0.842	0.829	0.593

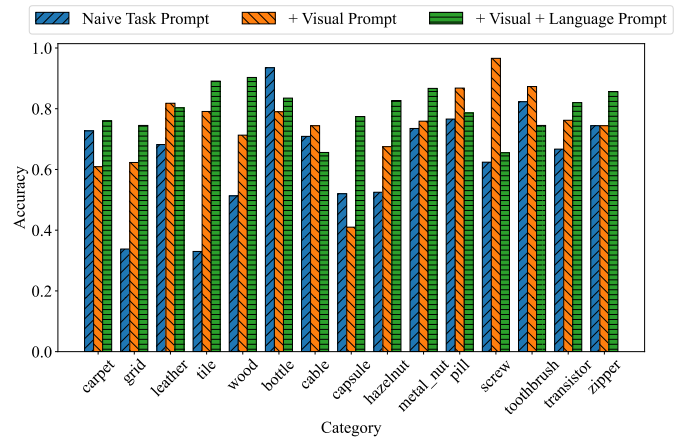


Fig. 4. Ablation study of the prompting strategy using Gemini Pro Vision 1.0. The visual prompts indicate the reference normal image, while the language prompts represent the normality rules.

the true positive rate *w.r.t.* the false positive rate over various thresholds.

B. Implementation Details

Prompt template. As shown in Fig. 3, we use a prompt that combines task-related and format-related information to control the output format of foundation models for further quantitative analysis. The task-related prompt defines the anomaly detection task, while the format-related prompt instructs the model to output the anomaly detection in binary form (0/1) and provide the reasoning response for the prediction in the format of Python String.

Selection of the reference normal image. For our quantitative study on the anomaly detection ability on MVTEC-AD [1], we choose the first normal image from the training set as the reference image when visual prompt is enabled.

C. Base Foundation Models

Gemini Pro Vision 1.0. Gemini Pro Vision 1.0 [13] is a visual-language foundation model developed by Google that provides free API access.

	Inputs			Output	Correct or Wrong Prediction?
	Text Prompt	Image Prompt (of Normal Case)	Query	GPT4-Vision Response	
(a) Image AD	Please determine whether the image given about the zipper contains anomalies or defects. If yes, give a specific reason.			Based on the provided image, I can observe a close-up of a zipper on a textured fabric. There is no apparent major defect or anomaly in the zipper's alignment, teeth, or function. However, there are a couple of small white specks on the fabric, which may be lint, dust, or minor imperfections in the fabric itself. Without additional context or a more detailed image, it's hard to definitively say if these are defects or just normal variations in the material. If you're concerned about the quality or functionality of the zipper, it would be best to physically inspect it and test its function to ensure it operates smoothly.	Wrong
	The first image given about the zipper is normal. Please determine whether the second image given about the zipper contains anomalies or defects. If yes, give a specific reason.			The second image of the zipper shows a slight anomaly. There are tiny white specks present on the zipper's cloth tape that were not visible in the first image. These could be indicative of dirt, debris, or possible defects in the material. Therefore, the second image does show a potential anomaly in the form of the white specks.	Correct
(b) Point-cloud AD	The first rendered depth image is normal. Please determine whether the second rendered depth image contains anomalies or defects. If yes, give a specific reason.			Upon examining the second rendered depth image, it appears to be similar in structure to the first. However, the second image seems to have some artifacts or irregularities, especially noticeable as white patches/spots scattered across the surface.	Wrong
	The first rendered depth image given about the peach is normal. Please determine whether the second rendered depth image given about the peach contains anomalies or defects. If yes, give a specific reason.			In the second image, there are some noticeable differences compared to the first. Specifically, there appear to be irregularities or indentations on the surface of the peach that were not present in the first image.	Correct
(c) Logic AD	The image given about juice bottles should obey the following rules: 1. The juice type should match the label design. 2. To prevent bottle explosions, ensure the juice is filled to about 3cm below the bottle's opening. The first image meets all the standards and is normal. Please determine whether the second image contains anomalies or defects. If yes, give a specific reason.			1. The juice type appears to be represented by a label design showing bananas. The label reads "100% Juice", and the presence of bananas on the label suggests it's banana juice. 2. The juice level in the bottle is filled well below the bottle's opening. Without precise measurements, I can't determine the exact distance to the bottle's opening, but it appears to be more than 3cm. Based on the provided image and the rules you've given, there don't appear to be any anomalies or defects.	Wrong
	The first image given about the juice bottle is normal. The image given about juice bottles should obey the following rules: 1. The juice type should match the label design. 2. To prevent bottle explosions, ensure the juice is filled to about 3cm below the bottle's opening. The first image meets all the standards and is normal. Please determine whether the second image contains anomalies or defects. If yes, give a specific reason.			The second image displays a bottle labeled with a banana design, indicating banana juice. Upon inspection: 1. The juice type matches the label design, as the bottle has a banana label on it. 2. Observing the level of the juice, it appears to be filled close to the top, with less than 3cm from the bottle's opening. Based on the criteria you provided, the second image contains an anomaly. Specifically, the juice is filled too close to the top and does not have the recommended 3cm space below the bottle's opening to prevent potential bottle explosions.	Correct

Fig. 5. Ablation study of using external prompts, including language-based and visual cues, as conditions to customize foundation models.

GPT4-V(ision). GPT4-V [8] is an advanced visual-language generic foundation model developed by OpenAI, designed to support API usage with a fee.

D. Quantitative Results of Anomaly Detection

Benchmark results. In Table I, we present the anomaly detection performance of the customized foundation model, adapted from generic models using prompts for both language-based normality rules via text and normal image cases on the MVTEC-AD [1] dataset. Specifically, we observe that the improved base foundation model (GPT4-V) achieves higher performance, achieving 84% accuracy without any training or per-category prompt tuning.

Effect of prompting strategy. In Fig.4, we analyze the influence of various prompting strategies on the MVTEC-AD dataset [1] using the Gemini Vision Pro 1.0 base model.

Visual prompts utilize the reference normal image, while language prompts capture the normality rules. The results show significant improvements across most sub-categories when incorporating cues from both the reference normal image and normality rules. In addition, our findings indicate that sub-categories such as ‘grid,’ ‘tile,’ and ‘wood’ exhibit the lowest accuracy when using the naive prompt. However, we observe that incorporating additional visual and language prompts can significantly enhance their performance.

E. Quantitative Case Studies of Anomaly Reasoning

Effect of diverse prompting strategies. We assess the impact of various prompting strategies on anomaly detection performance utilizing the MVTEC-AD dataset [1], known for its diverse range of industrial anomaly images. As depicted in Fig. 2, our findings reveal that employing sophisticated


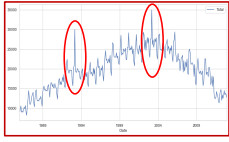
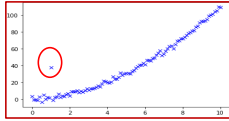

Inputs		Output	Correct or Wrong Prediction?
Text Prompt	Query	 GPT4-Vision Response	
(a) Time-series AD	<p>Please determine whether the image contains anomalies or outlier points. If yes, give a specific reason.</p> 	<p>The image you provided is a time series plot spanning from 1989 to 2009. Upon analyzing the graph: There is a prominent peak around the year 1994. This is an anomaly as it significantly deviates from the surrounding data points. Another notable peak is observed around the year 2004. This also stands out as an anomaly compared to its neighboring data points. These peaks can be considered outlier points because they represent a sharp increase that is not in line with the general trend observed in the surrounding years. Such deviations might be indicative of certain events or changes that occurred during those years.</p>	Correct
	<p>Please determine whether the image contains anomalies or outlier points. If yes, give a specific reason.</p> 	<p>The image displays a scatter plot with points following a roughly upward curving trend. Most of the points are closely aligned with this trend, but there is one point located near the (2, 40) mark that deviates from the general pattern. This point can be considered an anomaly or outlier because it does not fit the general trend observed in the rest of the data points.</p>	Correct
(b) Video AD	<p>Please determine whether the video frames contains anomalies or outlier points. If yes, give a specific reason.</p> 	<p>From the still frames provided, there are no technical anomalies like distortions or pixelation evident. However, the content of the images seems to depict a physical altercation or some form of aggressive behavior between individuals. This can be considered an "anomaly" or "outlier" when comparing to regular, non-confrontational human interactions.</p>	Correct

Fig. 6. Temporal anomaly detection capability encompassing (a) time-series signals and (b) video-level sequences.

prompts, combining textual normality rules with image references, significantly enhances anomaly reasoning and reduces ambiguity. For instance, using a naive prompt (first column in Fig. 2) leads to imprecise anomaly hypotheses, with uncertain responses (e.g., ‘seems to be some debris’) due to the model’s limited knowledge of the normality distribution. In contrast, incorporating external knowledge and contextual prompts improves the model’s accuracy. It can accurately describe the anomaly object (e.g., ‘a braided or twisted material’) by comparing it with the reference normal image (e.g., ‘This is not present in the first image and is not typical for a clear and identifiable bottle’). This feature allows users to enhance the model’s performance by providing supplementary information without training the model.

Multi-modal anomaly detection ability. The versatility of adapted GPT4-V in handling diverse data modalities, including images [1] and point clouds [4], is showcased in Fig. 5. The model exhibits its ability to incorporate external knowledge, such as language-based rules defining normality and abnormality, as well as reference images of normal target objects. This integration leads to improved anomaly detection results and accurate responses. Specifically, Fig.5 (a) demonstrates that introducing an additional reference normal image markedly improves the model’s ability to detect anomalies on the zipper in the image, effectively filtering out irrelevant image noise (e.g., dust). Furthermore, Fig. 5 (b) showcases that the adapted foundation model accurately identifies the presence of a small protrusion or bump on the right part of the peach’s surface, rendered from the 3D geometry. These findings highlight the capability of current generic models to address multi-modal anomaly detection.

Global logical anomaly detection ability. Fig. 5 (c) showcases the anomaly detection capability of GPT4-V, using a specific case involving a bottle with an excessive amount of juice from the MVTec-LOCO [2] dataset. The model exhibits a comprehensive understanding of global semantics, enabling it to identify overarching abnormal patterns or

behaviors. One notable feature of the adapted GPT4-V model is its ability to autonomously reason about complex normal standards and provide rationales for detected anomalies (e.g., ‘Observing the level of the juice, it appears to be filled close to the top.’). However, without sufficient reference information from the prompt, the model may struggle to reason about the anomaly accurately. This emphasizes the importance of providing detailed reference information to assist the model in effectively identifying anomalies.

Temporal anomaly detection ability. Anomaly detection for time series data [11] is essential in various industrial applications, especially in monitoring equipment performance during manufacturing processes [15]. In Fig. 6 (top case), the model effectively identifies abnormal peaks, such as a prominent peak around the year 1994. Moreover, it provides a detailed explanation, correctly attributing these peaks to outlier points that represent a significant increase inconsistent with the general trend observed in the surrounding years. In Fig. 6 (a) (bottom case), GPT4-V model successfully detects an anomaly in an outlier point and astonishingly provides the precise coordinates of that point. For example, it may output a reason like ‘There is one point located near the (2, 40) point mark that deviates from the general pattern’. Moreover, Fig. 6 (b) depicts a scenario where two people collide from the UCF-Crime dataset [12]. Even with a naive task instruction (e.g., ‘determine whether the video frames contain anomalies or outlier points’), GPT4-V successfully detects the physical altercation between the two individuals. Moreover, it provides a reason for this abnormal event and accurately categorize the anomaly to non-confrontational human interactions.

Failure cases. In Fig. 7, we highlight the intrinsic limitations of current generic foundation models, impeding their performance when prompted for anomaly detection. Specifically, the model fails to recognize a bent pin on an ultrasonic sensor due to its inability to discern fine details (Fig. 7 (top case)). Similarly, in the bottom case of Fig. 7, it overlooks an



Inputs			Output	Correct or Wrong Prediction?
Text Prompt	Image Prompt (of Normal Case)	Query	GPT4-Vision Response	
<p>The first image given about the PCB is normal. Please determine whether the second image given about the PCB contains anomalies or defects. If yes, give a specific reason. Normally, the image given should show a clean and well-structured printed circuit board (PCB) with clear traces, soldered components, and distinct labels. It may have defects such as bent pins, cold solder joints, missing components, or smudged labels.</p>			<p>After closely examining the second image of the PCB: I can confirm that the board appears to be clean, and the labels are clear. The soldering appears to be uniform, and there are no visible bent pins, cold solder joints, missing components, or smudged labels. Based on this observation, the second image does not seem to contain any anomalies or defects.</p>	Wrong
<p>The first image given about the screw bags is normal. The image given about screw bags should obey the following rules: 1. Includes two screws, two nuts, and two washers. 2. The screws should be of varying lengths: one long and one short. The first image meets all the standards and is normal. Please determine whether the second image contains anomalies or defects. If yes, give a specific reason.</p>	 <p style="text-align: center;">Wrong screw</p>		<p>Upon examining the second image: 1. There are two screws present, with one appearing longer than the other, fulfilling the requirement for screws of varying lengths. 2. There are three washers present instead of the required two. 3. There are two nuts, which meets the specified requirement.</p>	Wrong

Fig. 7. **Failure Case.** Customized foundation models modulated by prompts fail to detect small defects (**Top**) and reason over complex scenes (**Bottom**).

anomaly where a screw is misshapen within a plastic pocket. These instances highlights the limitations of current foundation models in comprehending the relationships among various visual elements [14], pinpointing a crucial area for future enhancements.

IV. CONCLUSION AND FUTURE WORKS

Conclusion. We proposed to customize generic visual-language foundation models for anomaly detection and reasoning using multi-modal prompting strategies. Experiments demonstrated the effectiveness of combining visual and language prompts. The adapted models demonstrated notable success across benchmark datasets and showcases the ability to detect and reason anomalies in diverse modalities and scenarios. Despite these promising results, challenges persist, especially in capturing fine-grained details, highlighting the need for continuous refinement to unlock the full potential of foundation models in real-world anomaly detection tasks. **Future works.** Customizing foundation models through proper prompts shows great promise for anomaly detection across domains. To further enhance anomaly detection performance, we can employ multi-round conversations with foundation models for iterative learning and investigate the integration of additional sensor readings or metadata.

REFERENCES

- [1] Paul Bergmann, Kilian Batzner, Michael Fauser, David Sattlegger, and Carsten Steger. The MVTec anomaly detection dataset: A comprehensive real-world dataset for unsupervised anomaly detection. *International Journal of Computer Vision*, 129(4):1038–1059, 2021.
- [2] Paul Bergmann, Kilian Batzner, Michael Fauser, David Sattlegger, and Carsten Steger. Beyond dents and scratches: Logical constraints in unsupervised anomaly detection and localization. *International Journal of Computer Vision*, 130(4):947–969, 2022.
- [3] Paul Bergmann, Michael Fauser, David Sattlegger, and Carsten Steger. Uninformed students: Student-teacher anomaly detection with discriminative latent embeddings. pages 4183–4192, 2020.
- [4] Paul Bergmann, Xin Jin, David Sattlegger, and Carsten Steger. The MVTec 3d-AD dataset for unsupervised 3d anomaly detection and localization. In *Proceedings of the 17th International Joint Conference on Computer Vision, Imaging and Computer Graphics Theory and Applications*, pages 202–213, 2022.
- [5] Yunkang Cao, Xiaohao Xu, Zhaoge Liu, and Weiming Shen. Collaborative discrepancy optimization for reliable image anomaly localization. *IEEE Transactions on Industrial Informatics*, pages 1–10, 2023.
- [6] Yunkang Cao, Xiaohao Xu, Jiangning Zhang, Yuqi Cheng, Xiaonan Huang, Guansong Pang, and Weiming Shen. A survey on visual anomaly detection: Challenge, approach, and prospect. *arXiv preprint arXiv:2401.16402*, 2024.
- [7] Jongheon Jeong, Yang Zou, Taewan Kim, Dongqing Zhang, Avinash Ravichandran, and Onkar Dabeer. Winclip: Zero-/few-shot anomaly classification and segmentation. In *Proceedings of the IEEE/CVF Conference on Computer Vision and Pattern Recognition*, pages 19606–19616, 2023.
- [8] OpenAI. Gpt-4v(ision) system card. 2023.
- [9] Alec Radford, Jong Wook Kim, Chris Hallacy, Aditya Ramesh, Gabriel Goh, Sandhini Agarwal, Girish Sastry, Amanda Askell, Pamela Mishkin, Jack Clark, et al. Learning transferable visual models from natural language supervision. In *International conference on machine learning*, pages 8748–8763. PMLR, 2021.
- [10] Karsten Roth, Latha Pemula, Joaquin Zepeda, Bernhard Schölkopf, Thomas Brox, and Peter Gehler. Towards total recall in industrial anomaly detection. In *Proceedings of the IEEE/CVF Conference on Computer Vision and Pattern Recognition*, pages 14318–14328, 2022.
- [11] Lifeng Shen, Zhuocong Li, and James Kwok. Timeseries anomaly detection using temporal hierarchical one-class network. *Advances in Neural Information Processing Systems*, 33:13016–13026, 2020.
- [12] Waqas Sultani, Chen Chen, and Mubarak Shah. Real-world anomaly detection in surveillance videos. In *Proceedings of the IEEE conference on computer vision and pattern recognition*, pages 6479–6488, 2018.
- [13] Gemini Team, Rohan Anil, Sebastian Borgeaud, Yonghui Wu, Jean-Baptiste Alayrac, Jiahui Yu, Radu Soricut, Johan Schalkwyk, Andrew M Dai, Anja Hauth, et al. Gemini: a family of highly capable multimodal models. *arXiv preprint arXiv:2312.11805*, 2023.
- [14] Zhengyuan Yang, Linjie Li, Kevin Lin, Jianfeng Wang, Chung-Ching Lin, Zicheng Liu, and Lijuan Wang. The dawn of Imms: Preliminary explorations with gpt-4v (ision). *arXiv preprint arXiv:2309.17421*, 2023.
- [15] Xiaokang Zhou, Yiyong Hu, Wei Liang, Jianhua Ma, and Qun Jin. Variational lstm enhanced anomaly detection for industrial big data. *IEEE Transactions on Industrial Informatics*, 17(5):3469–3477, 2020.