

Clinical Pharmacology powered by ClinicalKey®

Remote Access

To access Clinical Pharmacology powered by ClinicalKey from any location, users need to enable remote access. The instructions below show how registering with an organizational email address can activate remote privileges.



Register for a User Profile

1. Visit Clinical Pharmacology powered by ClinicalKey at www.clinicalkey.com/pharmacology/ and click *Register* in the upper-right hand corner (Fig. 1).
2. Create Your Username and Password using your organizational email address as your username.
3. Click *Register* to generate a confirmation email.



Note

If you have already registered for Clinical Pharmacology powered by ClinicalKey or any of the following products: **ClinicalKey, ClinicalKey for Nursing, Scopus or ScienceDirect**, proceed to step 4.

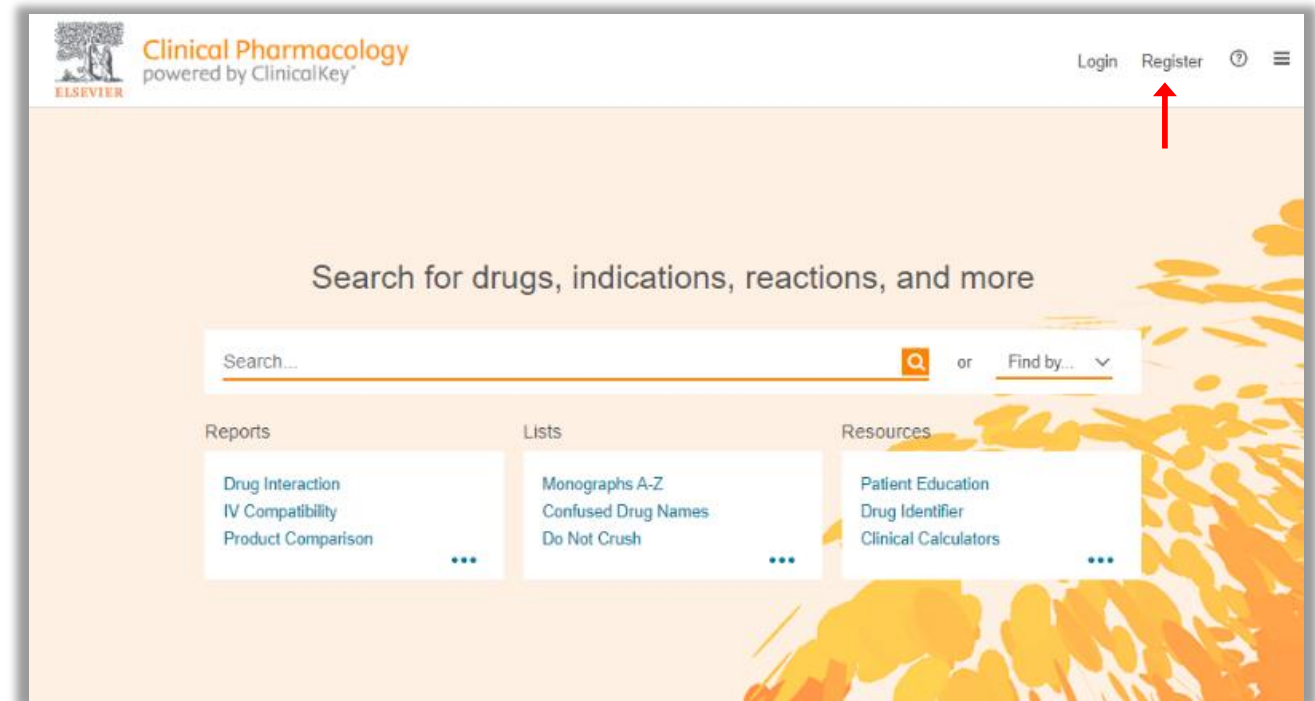
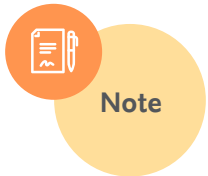


Figure 1. Clinical Pharmacology powered by ClinicalKey Homepage. Arrow, [Registration page](#)

Activate Remote Access

4. Visit the Login Page at www.clinicalkey.com/pharmacology/login and click *Apply Now* under the Remote Access section in the lower right-hand corner (Fig. 2).



Note

Before clicking Apply Now ensure that you are logged out of ClinicalKey products or any other Elsevier product.

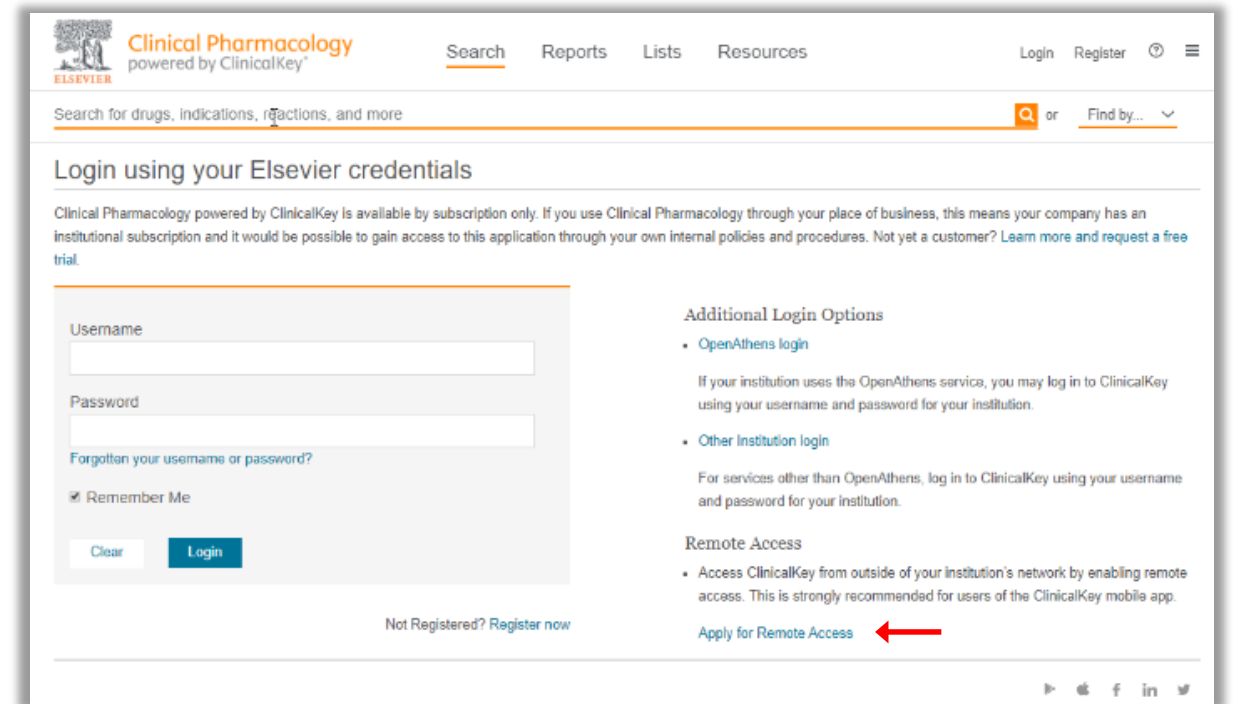


Figure 2. Login Page. Arrow, Apply for Remote Access Link.

Activate Remote Access

5. **Input your Organizational Email** and click continue to generate an activation email
6. **Open the Activation Email** within 60 minutes and click the *Activate Remote Access* link (**Fig. 3**).

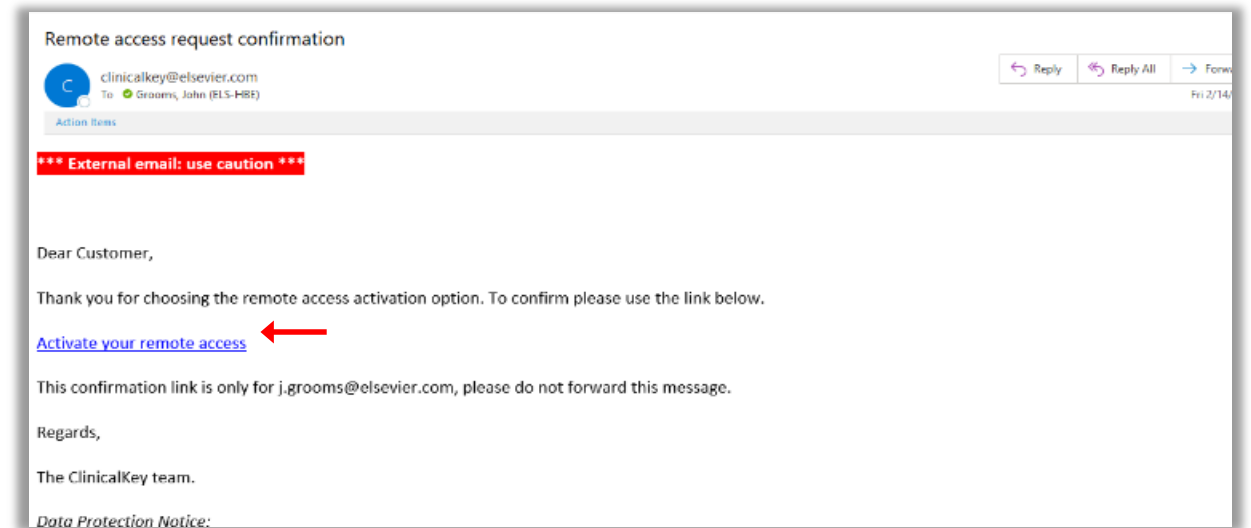


Figure 3. Remote Access Confirmation Email. Arrow, Apply for Remote Access Link.