



+45 42 40 00 39 ✉ jvieroe@gmail.com

in in/jvieroe 🌐 jvieroe 🏠 jvieroe.github.io

## ABOUT ME

I'm a Data Scientist with a background in Political Science. I have extensive training in, and years of professional experience with, advanced quantitative methods, programming in , data visualization, spatial data analysis, and causal inference using non-experimental data. I have a passion for functional programming and code targeted towards automated workflows as well as efficient and dynamic code. My professional experience from working in private, public, and political organizations have given me considerable experience bringing analytical perspectives into play. Beyond this, I have written my own -packages and enjoy playing around with data to tell interesting and important stories. You can check out (some of) my work on [my website](#) or on [GitHub](#).

## EDUCATION

**University of Copenhagen**, MSc in Political Science 2021

- ▶ *GPA: 11.7/12.0*
- ▶ *Specialization in Political Behavior and Advanced Quantitative Methods*
- ▶ *Relevant coursework: Managing and Analysing Cross Sectional and Spatial Data in Social Science, Advanced Quantitative Methods in the Study of Political Behavior, Design-Based Research in Criminology, Political Behavior*

**University of North Carolina at Chapel Hill**, Visiting student 2018

- ▶ *Relevant coursework: Applied Econometric Analysis*

**University of Copenhagen**, BSc in Political Science 2017

- ▶ *GPA: 9.1/12.0*
- ▶ *Relevant coursework: Research Methods I, Research Methods II, Advanced Quantitative Methods, Comparative Politics, Sociology*

## PROFESSIONAL EXPERIENCE

**Ministry of Higher Education and Science**, Special Advisor 2024 –

- ▶ *Employed as a Special Advisor in the Department's Analysis Office*
- ▶ *Working on the analytical and political dimensions of major governmental reform policies in the educational sector*

**Ministry of Children and Education**, Head of Section 2022 – 2024

- ▶ *I worked in the ministry's Department, specifically in the Center of Analysis and Structure*
- ▶ *Combined descriptive patterns, causal evidence, and substantial domain knowledge to promote evidence based policy development as well as providing empirical perspectives on the ministry's domains*
- ▶ *Performing econometric analyses of administrative registry data working in R and relying on advanced functional programming to write consistent,*

*systematic, maintainable, and easily-adjustable code and utilizing Parallel Processing to reduce time consumption from working with extensive datasets*

- ▶ *Processing and assisting policy development and administrative workflows*

**Epinion, Consultant** 2021 – 2022

- ▶ *Worked as a consultant in the 'Transportation and Mobility' as well as the 'Epinion Analytics' unit*
- ▶ *Applied quantitative methods · Data visualization · Package writing in R · Survey design and analysis*

**University of Copenhagen, PhD fellow** 2019 – 2021

- ▶ *Enrolled as a PhD fellow at the Department of Political Science. I studied how various forms of political authority shape(d) economic dynamics throughout history*
- ▶ *My work relied extensively on advanced quantitative methods coded in R, descriptive and causal inference and on granular spatial data*
- ▶ *Awarded a [Fulbright Scholarship](#) (\$14,000 grant)*
- ▶ *Taught a fifth-semester course on Danish and Comparative Politics.*
- ▶ *Relevant coursework: Advanced Quantitative Empirical Methods, Analyzing/Presenting Data/Information by Edward Tufte, The Logic of Quantitative Research, Mixed Methods Research, Research Designs*

**University of Copenhagen, Graduate Research Assistant** 2019

- ▶ *Hired by Professor Asmus Leth Olsen to create publication-ready graphics for a [book publication](#)*
- ▶ *Performed data wrangling and data visualization in R using ggplot2, ggridges etc.*

**Djøf, Data Visualization Consultant** 2019

- ▶ *Hired as part of the '[DJØF index](#)' project, which combined polling data from various Danish polling agencies to predict the 2019 Danish parliamentary election*
- ▶ *Created daily visualizations of predicted vote shares at the bloc and party level in R using ggplot2, gganimate etc.*

**Damvad Analytics, Quantitative Intern** 2019

- ▶ *Full-time internship, worked on various projects for private and public sector clients. Tasks included everything from data collection and analysis to creating presentations for clients*

**The Danish Society of Engineers (IDA), Junior Analyst** 2017 – 2019

- ▶ *Worked on various projects in close collaboration with the Chief Economist. Project manager for several analyses of membership survey data. Created an econometric analysis of membership attrition. Used MS Excel, R, and Stata*

**University of Copenhagen, Graduate Student Instructor** 2016 – 2017


- ▶ *Taught a third-semester class in 'Public Administration and Public Policy' at the Department of Political Science*

**Danish Metalworkers' Union, Student Assistant** 2015 – 2016

- ▶ *Worked in the President's Secretariat, assisting with analyses of labor union issues as well as industrial and research policy*



**The Danish Ministry of Employment**, Student Assistant 2014 – 2015

- ▶ *Worked in the communications department, assisting with redistribution of as well as written responses to citizens' inquiries*

PROGRAMMING LANGUAGES / SOFTWARE  (RStudio, Tidyverse, ggplot2, sf, RMarkdown, devtools/usethis, purrr/furrr/future etc.)  
Stata · L<sup>A</sup>T<sub>E</sub>X · git · GitHub · MS Office

DATA ANALYSIS SKILLS Wrangling/cleaning · Visualization · Statistical modeling · Descriptive and causal inference · Web scraping · Spatial Data · Text-as-data · Package development · Functional programming · Design-based research and natural experiments

 PACKAGES ON CRAN — *In progress* —

 PACKAGES ON  dyadicdist · voters · repinion · eopinionDSB

CERTIFICATES **Project Management**, Implement Consulting Group 2023  
 ▶ *Seven day course on general project management spanning Sept. – Nov. 2023*  
 ▶ *Practical and theoretical exam passed in Nov. 2023*

LANGUAGE SKILLS Danish (*native*) · English (*fluent*) · Swedish (*basic*) · French (*rudimentary*) · German (*rudimentary*)

PERSONAL INTERESTS Football (... and other sports) · Politics · Literature · Running · Cooking · Wine

ORGANIZATIONAL EXPERIENCE **PhD Program Committee**, PhD Representative 2020 – 2021  
 ▶ *Member of the advisory committee for the Head of PhD Programme at the Department of Political Science. The committee advises on the PhD programme curriculum, educational and language requirements as well as the development of the PhD environment at the department.*

**SUL**, Board Member 2017 – 2019  
 ▶ *Board member of SUL, the National Labor Union for Graduate Student Instructors*