



14941 - COS FUV Detector Gain Maps

Cycle: 25, Proposal Category: CAL/COS

(Availability Mode: RESTRICTED)

INVESTIGATORS

<i>Name</i>	<i>Institution</i>	<i>E-Mail</i>
Dr. David J. Sahnou (PI) (Contact)	Space Telescope Science Institute	sahnou@stsci.edu
Mees Fix (CoI)	Space Telescope Science Institute	mfix@stsci.edu

VISITS

<i>Visit</i>	<i>Targets used in Visit</i>	<i>Configurations used in Visit</i>	<i>Orbits Used</i>	<i>Last Orbit Planner Run</i>	<i>OP Current with Visit?</i>
2A	DARK DEUTERIUM NONE	COS COS/FUV S/C	1	13-May-2019 15:00:14.0	yes
2C	DARK DEUTERIUM NONE	COS COS/FUV S/C	1	13-May-2019 15:00:16.0	yes
3A	DARK DEUTERIUM NONE	COS COS/FUV S/C	1	13-May-2019 15:00:18.0	yes
3C	DARK DEUTERIUM NONE	COS COS/FUV S/C	1	13-May-2019 15:00:19.0	yes
4A	DARK DEUTERIUM NONE	COS COS/FUV S/C	1	13-May-2019 15:00:21.0	yes

<i>Visit</i>	<i>Targets used in Visit</i>	<i>Configurations used in Visit</i>	<i>Orbits Used</i>	<i>Last Orbit Planner Run</i>	<i>OP Current with Visit?</i>
4B	DARK DEUTERIUM NONE	COS COS/FUV S/C	1	13-May-2019 15:00:22.0	yes
4C	DARK DEUTERIUM NONE	COS COS/FUV S/C	1	13-May-2019 15:00:24.0	yes
4D	DARK DEUTERIUM NONE	COS COS/FUV S/C	1	13-May-2019 15:00:25.0	yes

8 Total Orbits Used

ABSTRACT

This program uses the deuterium lamp to illuminate the regions of the detector being used to collect spectra during Cycle 25. The data obtained will be used to create gain maps of the detector. Because of the strongly varying intensity of the lamp as a function of wavelength, G130M/1309 data will be obtained for Segment A, and G160M/1600 will be used for Segment B.

Gain map data will be obtained both before and after any change is made to any nominal high voltage value on either segment, before and after any lifetime move, and at semi-regular intervals for modes which have remained at the same voltage for a long time. Obtaining a gain map at these times will help to improve the modeling of the modal gain as a function of time and extracted charge, since it will provide data that cover the full time span of each high voltage at each LP. Improving these models will allow better predictions of the future lifetime of the detector.

OBSERVING DESCRIPTION

This program will obtain spectra from the deuterium lamp with enough counts to permit the construction of a gain map covering the region where the spectra fall. In order to efficiently illuminate the two segments, the G130M/1309 setting will be used for Segment A, and G160M/1600 will be used for Segment B. Both segments can safely remain on with either setting.

Gain maps should be taken before and after any high voltage change, before and after any change in Lifetime Position, and at ~6 month and ~1 year intervals when the default HV does not change. They should be obtained at the appropriate HV levels and detector locations.

The initial plan for Cycle 25 includes 8 one-orbit visits, and two one-orbit contingency visits:

*Visits 2A and 2C will be taken at LIFE_ADJ=2 after about 6 months and 1 year from the gain map taken at this position at the start of Cycle 25 (10/1/17) at the nominal Blue Mode HV values (currently 173/175).

*Visits 3A and 3C will be taken at LIFE_ADJ=3 after about 6 months and 1 year from the gain map taken at this position at the start of Cycle 25 (10/1/17) at the nominal LP3 HV values (currently 167/175).

*Visits 4A and 4C will be taken at LIFE_ADJ=4 after about 6 months and 1 year from the gain map taken at this position at the start of Cycle 25 (10/2/17) at the HV values for the Standard Modes at LP4 (163/163).

*Visits 4B and 4D will be taken at LIFE_ADJ=4 after about 6 months and 1 year from the gain map taken at this position at the start of Cycle 25 (10/2/17) at the HV values for G130M/1222 at LP4 (163/167).

*Two contingency visits will be used if a HV change is made for Segment A at either LP2 or LP3 during Cycle 25. One will be taken immediately before the change using the current HV values, and one will be taken after at the new values.

The procedure for collecting this data in each visit is:

* Adjust the HV values if necessary.

* Adjust the aperture in the cross dispersion direction so that the deuterium lamp will illuminate the appropriate region on Segment A when using G130M/1309.

* Take a 400 second deuterium lamp exposure using both detector segments.

* Adjust the aperture to a second cross-dispersion location to obtain additional coverage on Segment A and take another 400 second deuterium lamp

Proposal 14941 (STScI Edit Number: 2, Created: Monday, May 13, 2019 at 2:00:26 PM Eastern Standard Time) - Overview exposure.

* Adjust the aperture in the cross dispersion direction so that the deuterium lamp will illuminate the appropriate region on Segment B when using G160M/1600.

* Take a 400 second deuterium lamp exposure using both detector segments.

* Adjust the aperture to a second cross-dispersion location to obtain additional coverage on Segment B and take another 400 second deuterium lamp exposure.

*Return the aperture to the nominal LP4 location.

*Return the HV values to the nominal values for the standard modes, if necessary.

Note that because TRANS resets its aperture zero point when FCA exposures are taken, the aperture is explicitly moved using "QESIPARM XSTEPS", as was done in Program 13970, 14439, 14519, etc.

For reference, the soft and hard stops for the apertures are listed below. All aperture moves should be kept within these ranges.

MEB1:

SOFT STOPS = -275 to 275

HARD STOPS = -282 to 285

MEB2:

SOFT STOPS = -275 to 275

HARD STOPS = -284 to 283

Summary table:

Visit	LP	Grating/Segment	Y Position	LAPXSTP	XAPER
-----	--	-----	-----	-----	-----
2A/2C	2	G130M/A	1	-213	-448
2A/2C	2	G130M/A	2	-267*	-502
2A/2C	2	G160M/B	1	-225	-460
2A/2C	2	G160M/B	2	-267*	-502
3A/3C	3	G130M/A	1	-72	-307
3A/3C	3	G130M/A	2	-128	-363
3A/3C	3	G160M/B	1	-84	-319
3A/3C	3	G160M/B	2	-140	-375
4A/4B/4C/4D	4	G130M/A	1	-32	-267
4A/4B/4C/4D	4	G130M/A	2	-86	-321
4A/4B/4C/4D	4	G160M/B	1	-41	-276
4A/4B/4C/4D	4	G160M/B	2	-95	-330

* Limited to be within the soft stops

Proposal 14941 - ~6 months after last Cycle 24 Blue Modes gain map (2A) - COS FUV Detector Gain Maps

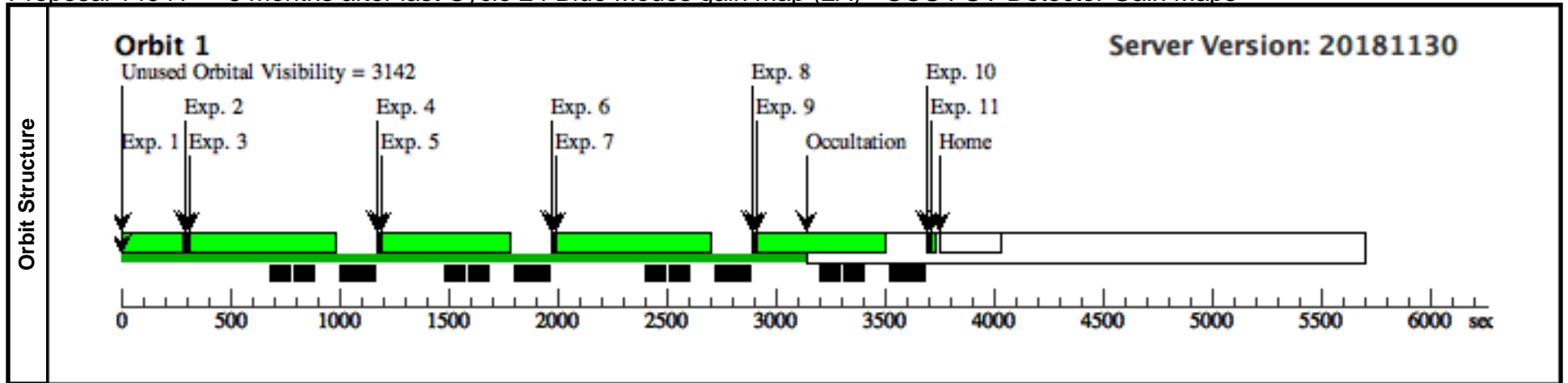
Visit	<p>Proposal 14941, ~6 months after last Cycle 24 Blue Modes gain map (2A), completed</p> <p>Diagnostic Status: Warning</p> <p>Scientific Instruments: S/C, COS, COS/FUV</p> <p>Special Requirements: BETWEEN 01-APR-2018:00:00:00 AND 01-MAY-2018:00:00:00; PARALLEL</p> <p><i>Comments: This visit collects data at LP2. It uses the HV values appropriate for the Blue Modes (173/175).</i></p>	<p>Mon May 13 19:00:26 GMT 2019</p>
Diagnostics	<p>(~6 months after last Cycle 24 Blue Modes gain map (2A)) Warning (Orbit Planner): MAXIMUM DURATION EXCEEDED FOR INTERNAL OR EARTH CALIB SU (Aperture Adjustment 1 for Segment A (2A.002)) Warning (Form): This ALIGN/APER exposure should be preceded by a science exposure to define the starting position for the scan.</p>	

Proposal 14941 - ~6 months after last Cycle 24 Blue Modes gain map (2A) - COS FUV Detector Gain Maps

#	Label	Target	Config,Mode,Aperture	Spectral Els.	Opt. Params.	Special Reqs.	Groups	Exp. Time (Total)/[Actual Dur.]	Orbit
1	Adjust HV to Blue Mode values	DARK	S/C, DATA, NONE			SAA CONTOUR 31; SPEC COM INSTR ELHLTHVF; QASISTATES COS FUV HVLOW HVN OM; QESIPARM ENDC TSA 173; QESIPARM ENDC TSB 175; QESIPARM SEGMENT AB		295 Secs (295 Secs) [==>]	[1]
<i>Comments: Adjust the HV to the Blue Mode values.</i>									
2	Aperture Adjustment 1 for Segment A	NONE	COS, ALIGN/APER		XAPER=-448			0.0 Secs (0 Secs) [==>]	[1]
<i>Comments: Put the aperture in the appropriate position to illuminate a portion of the LP2/Blue Modes region of the detector when illuminating Segment A with G130M/1309.</i>									
<i>PSA LAPXSTP value at LP4 is 235.1</i>									
<i>Desired LAPXSTP value for FCA to illuminate Segment A with G130M/1309 at Position 1 for LP2 is -213</i>									
<i>Therefore, XAPER is set to -213 - 235.1 = -448</i>									
3	G130M/1309 Deuterium Exposure 1	DEUTERIUM	COS/FUV, TIME-TAG, FCA	G130M 1309 A	CURRENT=MEDIUM; BUFFER-TIME=111; FP-POS=1; SEGMENT=BOTH; LIFETIME-POS=L P4			400 Secs (400 Secs) [==>]	[1]
<i>Comments: Deuterium exposure optimized for Segment A. FP-POS=1 was chosen because previous observations show that it has slightly more counts than the other FP-POS values.</i>									
4	Aperture Adjustment 2 for Segment A	NONE	COS, ALIGN/APER		XAPER=-502	QESIPARM XSTEP S -54		0.0 Secs (0 Secs) [==>]	[1]
<i>Comments: Put the aperture in the appropriate position to illuminate a portion of the LP2/Blue Modes region of the detector when illuminating Segment A with G130M/1309.</i>									
<i>PSA LAPXSTP value at LP4 is 235.1</i>									
<i>Desired LAPXSTP value for FCA to illuminate Segment A with G130M/1309 at Position 2 for LP2 is -267</i>									
<i>Therefore, XAPER is set to -267 - 235.1 = -502. *HOWEVER*, because of the TRANS rules, the "QESIPARM XSTEPS -54" [(-502 - -448) = -54] Special Requirement is necessary to move the aperture to the correct location.</i>									
5	G130M/1309 Deuterium Exposure 2	DEUTERIUM	COS/FUV, TIME-TAG, FCA	G130M 1309 A	CURRENT=MEDIUM; BUFFER-TIME=111; FP-POS=1; SEGMENT=BOTH; LIFETIME-POS=L P4			400 Secs (400 Secs) [==>]	[1]
<i>Comments: Deuterium exposure optimized for Segment A. FP-POS=1 was chosen because previous observations show that it has slightly more counts than the other FP-POS values.</i>									

Proposal 14941 - ~6 months after last Cycle 24 Blue Modes gain map (2A) - COS FUV Detector Gain Maps

6	Aperture Adjustment 1 for Segment B	NONE	COS, ALIGN/APER	XAPER=-460	QESIPARM XSTEP S 42	0.0 Secs (0 Secs) [==>]	[1]
<p>Comments: Put the aperture in the appropriate position to illuminate a portion of the LP2/Blue Modes region of the detector when illuminating Segment B with G160M/1600.</p> <p>PSA LAPXSTP value at LP4 is 235.1 Desired LAPXSTP value for FCA to illuminate Segment B with G160M/1600 at Position 1 for LP2 is -225</p> <p>Therefore, XAPER is set to $-225 - 235.1 = -460$. *HOWEVER*, because of the TRANS rules, the "QESIPARM XSTEPS 42" $(-460 - -502) = +42$ Special Requirement is necessary to move the aperture to the correct location.</p>							
7	G160M/1600 Deuterium Exposure 1	DEUTERIUM	COS/FUV, TIME-TAG, FCA	G160M 1600 A	CURRENT=MEDIUM; BUFFER-TIME=111; FP-POS=4; SEGMENT=BOTH; LIFETIME-POS=LP4	400 Secs (400 Secs) [==>]	[1]
<p>Comments: Deuterium exposure optimized for Segment B. FP-POS=4 was chosen because previous observations show that it has slightly more counts than the other FP-POS values.</p>							
8	Aperture Adjustment 2 for Segment B	NONE	COS, ALIGN/APER	XAPER=-502	QESIPARM XSTEP S -42	0.0 Secs (0 Secs) [==>]	[1]
<p>Comments: Put the aperture in the appropriate position to illuminate a portion of the LP2/Blue Modes region of the detector when illuminating Segment B with G160M/1600.</p> <p>PSA LAPXSTP value at LP4 is 235.1 Desired LAPXSTP value for FCA to illuminate Segment B with G160M/1600 at Position 2 for LP2 is -280, but the aperture soft stop is at -275 and we don't want to exceed that value when including the 5 step overshoot. To leave some pad, I will set it to match the G130M exposure (-267).</p> <p>Therefore, XAPER is set to $-267 - 235.1 = -502$. *HOWEVER*, because of the TRANS rules, the "QESIPARM XSTEPS -42" $(-502 - -460) = -42$ Special Requirement is necessary to move the aperture to the correct location.</p>							
9	G160M/1600 Deuterium Exposure 2	DEUTERIUM	COS/FUV, TIME-TAG, FCA	G160M 1600 A	CURRENT=MEDIUM; BUFFER-TIME=111; FP-POS=4; SEGMENT=BOTH; LIFETIME-POS=LP4	400 Secs (400 Secs) [==>]	[1]
<p>Comments: Deuterium exposure optimized for Segment B. FP-POS=4 was chosen because previous observations show that it has slightly more counts than the other FP-POS values.</p>							
10	Return Aperture to Nominal Position	NONE	COS, ALIGN/APER	XAPER=0	QESIPARM XSTEP S 502	0 Secs (0 Secs) [==>]	[1]
<p>Comments: Return the aperture to its nominal position, i.e. XAPER=0. *HOWEVER*, because of the TRANS rules, the "QESIPARM XSTEPS +502" $(0 - -502) = +502$ Special Requirement is necessary to move the aperture to its correct location.</p>							
11	Return to nominal HV for standard modes	DARK	S/C, DATA, NONE		SPEC COM INSTR ELHVADJPROP; QESIPARM ENDC TSA 163; QESIPARM ENDC TSB 163	39 Secs (39 Secs) [==>]	[1]
<p>Comments: Set HV to nominal values used for the standard modes.</p> <p>Exposure Time is 39 seconds since the HV is not increasing on either segment.</p>							



Proposal 14941 - ~12 months after last Cycle 24 Blue Modes gain map (2C) - COS FUV Detector Gain Maps

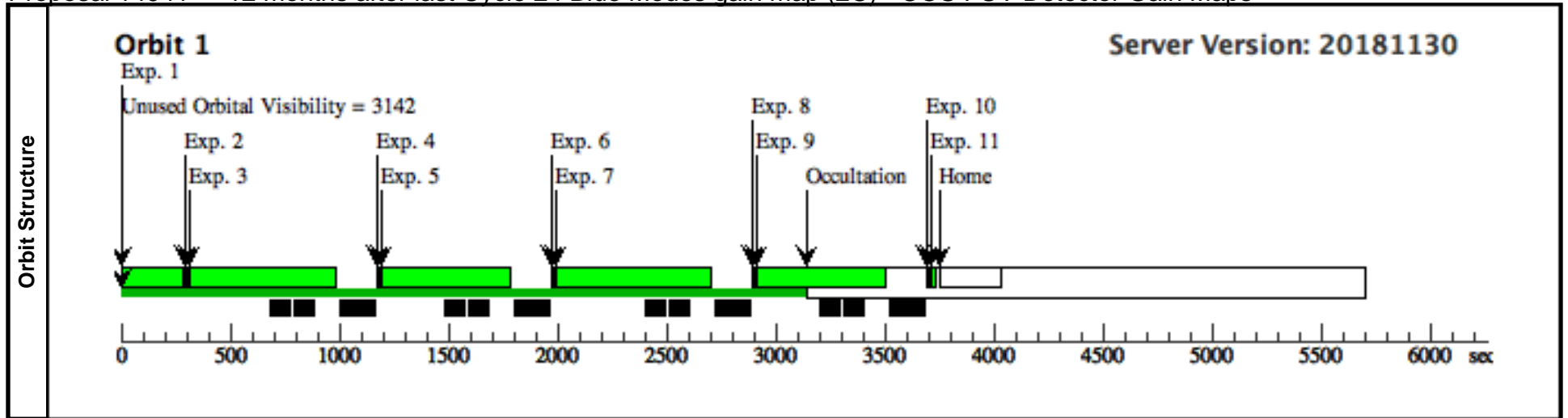
Visit	<p style="text-align: right;">Mon May 13 19:00:26 GMT 2019</p> <p>Proposal 14941, ~12 months after last Cycle 24 Blue Modes gain map (2C), completed Diagnostic Status: Warning Scientific Instruments: S/C, COS, COS/FUV Special Requirements: BETWEEN 01-OCT-2018:00:00:00 AND 01-NOV-2018:00:00:00; PARALLEL <i>Comments: This visit collects data at LP2. It uses the HV values appropriate for the Blue Modes (173/175).</i></p>
Diagnostics	<p>(~12 months after last Cycle 24 Blue Modes gain map (2C)) Warning (Orbit Planner): MAXIMUM DURATION EXCEEDED FOR INTERNAL OR EARTH CALIB SU (Aperture Adjustment 1 for Segment A (2C.002)) Warning (Form): This ALIGN/APER exposure should be preceded by a science exposure to define the starting position for the scan.</p>

Proposal 14941 - ~12 months after last Cycle 24 Blue Modes gain map (2C) - COS FUV Detector Gain Maps

#	Label	Target	Config,Mode,Aperture	Spectral Els.	Opt. Params.	Special Reqs.	Groups	Exp. Time (Total)/[Actual Dur.]	Orbit	
Exposures	1	Adjust HV to Blue Mode values	DARK	S/C, DATA, NONE		SAA CONTOUR 31; SPEC COM INSTR ELHLTHVF; QASISTATES COS FUV HVLOW HVN OM; QESIPARM ENDC TSA 173; QESIPARM ENDC TSB 175; QESIPARM SEGMENT AB		295 Secs (295 Secs) [==>]	[1]	
	<i>Comments: Adjust the HV to the Blue Mode values.</i>									
	2	Aperture Adjustment 1 for Segment A	NONE	COS, ALIGN/APER		XAPER=-448			0.0 Secs (0 Secs) [==>]	[1]
	<i>Comments: Put the aperture in the appropriate position to illuminate a portion of the LP2/Blue Modes region of the detector when illuminating Segment A with G130M/1309.</i>									
	<i>PSA LAPXSTP value at LP4 is 235.1 Desired LAPXSTP value for FCA to illuminate Segment A with G130M/1309 at Position 1 for LP2 is -213 Therefore, XAPER is set to -213 - 235.1 = -448</i>									
Exposures	3	G130M/1309 Deuterium Exposure 1	DEUTERIUM	COS/FUV, TIME-TAG, FCA	G130M 1309 A	CURRENT=MEDIUM; BUFFER-TIME=111; FP-POS=1; SEGMENT=BOTH; LIFETIME-POS=L P4		400 Secs (400 Secs) [==>]	[1]	
	<i>Comments: Deuterium exposure optimized for Segment A. FP-POS=1 was chosen because previous observations show that it has slightly more counts than the other FP-POS values.</i>									
	4	Aperture Adjustment 2 for Segment A	NONE	COS, ALIGN/APER		XAPER=-502	QESIPARM XSTEP S -54		0.0 Secs (0 Secs) [==>]	[1]
	<i>Comments: Put the aperture in the appropriate position to illuminate a portion of the LP2/Blue Modes region of the detector when illuminating Segment A with G130M/1309.</i>									
	<i>PSA LAPXSTP value at LP4 is 235.1 Desired LAPXSTP value for FCA to illuminate Segment A with G130M/1309 at Position 2 for LP2 is -267 Therefore, XAPER is set to -267 - 235.1 = -502. *HOWEVER*, because of the TRANS rules, the "QESIPARM XSTEPS -54" [(-502 - -448) = -54] Special Requirement is necessary to move the aperture to the correct location.</i>									
Exposures	5	G130M/1309 Deuterium Exposure 2	DEUTERIUM	COS/FUV, TIME-TAG, FCA	G130M 1309 A	CURRENT=MEDIUM; BUFFER-TIME=111; FP-POS=1; SEGMENT=BOTH; LIFETIME-POS=L P4		400 Secs (400 Secs) [==>]	[1]	
	<i>Comments: Deuterium exposure optimized for Segment A. FP-POS=1 was chosen because previous observations show that it has slightly more counts than the other FP-POS values.</i>									

Proposal 14941 - ~12 months after last Cycle 24 Blue Modes gain map (2C) - COS FUV Detector Gain Maps

6	Aperture Adjustment 1 for Segment B	NONE	COS, ALIGN/APER	XAPER=-460	QESIPARM XSTEP S 42	0.0 Secs (0 Secs) [==>]	[1]
<p>Comments: Put the aperture in the appropriate position to illuminate a portion of the LP2/Blue Modes region of the detector when illuminating Segment B with G160M/1600.</p> <p>PSA LAPXSTP value at LP4 is 235.1 Desired LAPXSTP value for FCA to illuminate Segment B with G160M/1600 at Position 1 for LP2 is -225</p> <p>Therefore, XAPER is set to $-225 - 235.1 = -460$. *HOWEVER*, because of the TRANS rules, the "QESIPARM XSTEPS 42" $(-460 - -502) = +42$ Special Requirement is necessary to move the aperture to the correct location.</p>							
7	G160M/1600 Deuterium Exposure 1	DEUTERIUM	COS/FUV, TIME-TAG, FCA	G160M 1600 A	CURRENT=MEDIUM; BUFFER-TIME=111; FP-POS=4; SEGMENT=BOTH; LIFETIME-POS=L P4	400 Secs (400 Secs) [==>]	[1]
<p>Comments: Deuterium exposure optimized for Segment B. FP-POS=4 was chosen because previous observations show that it has slightly more counts than the other FP-POS values.</p>							
8	Aperture Adjustment 2 for Segment B	NONE	COS, ALIGN/APER	XAPER=-502	QESIPARM XSTEP S -42	0.0 Secs (0 Secs) [==>]	[1]
<p>Comments: Put the aperture in the appropriate position to illuminate a portion of the LP2/Blue Modes region of the detector when illuminating Segment B with G160M/1600.</p> <p>PSA LAPXSTP value at LP4 is 235.1 Desired LAPXSTP value for FCA to illuminate Segment B with G160M/1600 at Position 2 for LP2 is -280, but the aperture soft stop is at -275 and we don't want to exceed that value when including the 5 step overshoot. To leave some pad, I will set it to match the G130M exposure (-267).</p> <p>Therefore, XAPER is set to $-267 - 235.1 = -502$. *HOWEVER*, because of the TRANS rules, the "QESIPARM XSTEPS -42" $(-502 - -460) = -42$ Special Requirement is necessary to move the aperture to the correct location.</p>							
9	G160M/1600 Deuterium Exposure 2	DEUTERIUM	COS/FUV, TIME-TAG, FCA	G160M 1600 A	CURRENT=MEDIUM; BUFFER-TIME=111; FP-POS=4; SEGMENT=BOTH; LIFETIME-POS=L P4	400 Secs (400 Secs) [==>]	[1]
<p>Comments: Deuterium exposure optimized for Segment B. FP-POS=4 was chosen because previous observations show that it has slightly more counts than the other FP-POS values.</p>							
10	Return Aperture to Nominal Position	NONE	COS, ALIGN/APER	XAPER=0	QESIPARM XSTEP S 502	0 Secs (0 Secs) [==>]	[1]
<p>Comments: Return the aperture to its nominal position, i.e. XAPER=0. *HOWEVER*, because of the TRANS rules, the "QESIPARM XSTEPS +502" $(0 - -502) = +502$ Special Requirement is necessary to move the aperture to its correct location.</p>							
11	Return to nominal HV for standard modes	DARK	S/C, DATA, NONE		SPEC COM INSTR ELHVADJPROP; QESIPARM ENDC TSA 163; QESIPARM ENDC TSB 163	39 Secs (39 Secs) [==>]	[1]
<p>Comments: Set HV to nominal values used for the standard modes.</p> <p>Exposure Time is 39 seconds since the HV is not increasing on either segment.</p>							



Proposal 14941 - ~6 months after last Cycle 24 LP3 gain map (3A) - COS FUV Detector Gain Maps

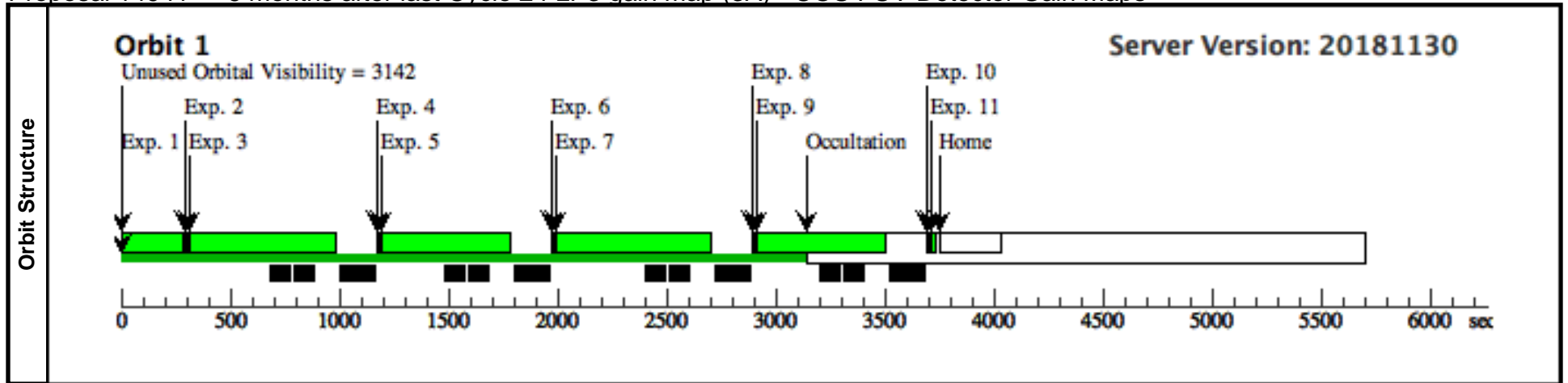
Visit	<p>Proposal 14941, ~6 months after last Cycle 24 LP3 gain map (3A), completed</p> <p>Diagnostic Status: Warning</p> <p>Scientific Instruments: S/C, COS, COS/FUV</p> <p>Special Requirements: BETWEEN 01-APR-2018:00:00:00 AND 01-MAY-2018:00:00:00; PARALLEL</p> <p><i>Comments: This visit collects data at LP3. It uses the HV values appropriate for LP3 (167/175).</i></p>	<p>Mon May 13 19:00:26 GMT 2019</p>
Diagnostics	<p>(~6 months after last Cycle 24 LP3 gain map (3A)) Warning (Orbit Planner): MAXIMUM DURATION EXCEEDED FOR INTERNAL OR EARTH CALIB SU (Aperture Adjustment 1 for Segment A (3A.002)) Warning (Form): This ALIGN/APER exposure should be preceded by a science exposure to define the starting position for the scan.</p>	

Proposal 14941 - ~6 months after last Cycle 24 LP3 gain map (3A) - COS FUV Detector Gain Maps

#	Label	Target	Config,Mode,Aperture	Spectral Els.	Opt. Params.	Special Reqs.	Groups	Exp. Time (Total)/[Actual Dur.]	Orbit	
Exposures	1	Adjust HV to LP3 values	DARK	S/C, DATA, NONE		SAA CONTOUR 31; SPEC COM INSTR ELHLTHVF; QASISTATES COS FUV HVLOW HVN OM; QESIPARM ENDC TSA 167; QESIPARM ENDC TSB 175; QESIPARM SEGM ENT AB		295 Secs (295 Secs) [==>]	[1]	
	<i>Comments: Adjust the HV to the LP3 values.</i>									
	2	Aperture Adjustment 1 for Segment A	NONE	COS, ALIGN/APER		XAPER=-307			0.0 Secs (0 Secs) [==>]	[1]
	<i>Comments: Put the aperture in the appropriate position to illuminate a portion of the LP3 region of the detector when illuminating Segment A with G130M/1309.</i>									
	<i>PSA LAPXSTP value at LP4 is 235.1 Desired LAPXSTP value for FCA to illuminate Segment A with G130M/1309 at Position 1 for LP3 is -72 Therefore, XAPER is set to -72 - 235.1 = -307</i>									
Exposures	3	G130M/1309 Deuterium Exposure 1	DEUTERIUM	COS/FUV, TIME-TAG, FCA	G130M 1309 A	CURRENT=MEDIUM; BUFFER-TIME=111; FP-POS=1; SEGMENT=BOTH; LIFETIME-POS=L P4		400 Secs (400 Secs) [==>]	[1]	
	<i>Comments: Deuterium exposure optimized for Segment A. FP-POS=1 was chosen because previous observations show that it has slightly more counts than the other FP-POS values.</i>									
	4	Aperture Adjustment 2 for Segment A	NONE	COS, ALIGN/APER		XAPER=-363	QESIPARM XSTEP S -56		0.0 Secs (0 Secs) [==>]	[1]
	<i>Comments: Put the aperture in the appropriate position to illuminate a portion of the LP3 region of the detector when illuminating Segment A with G130M/1309.</i>									
	<i>PSA LAPXSTP value at LP4 is 235.1 Desired LAPXSTP value for FCA to illuminate Segment A with G130M/1309 at Position 2 for LP3 is -128 Therefore, XAPER is set to -128 - 235.1 = -363. *HOWEVER*, because of the TRANS rules, the "QESIPARM XSTEPS -56" [(-363 - -307) = -56] Special Requirement is necessary to move the aperture to the correct location.</i>									
Exposures	5	G130M/1309 Deuterium Exposure 2	DEUTERIUM	COS/FUV, TIME-TAG, FCA	G130M 1309 A	CURRENT=MEDIUM; BUFFER-TIME=111; FP-POS=1; SEGMENT=BOTH; LIFETIME-POS=L P4		400 Secs (400 Secs) [==>]	[1]	
	<i>Comments: Deuterium exposure optimized for Segment A. FP-POS=1 was chosen because previous observations show that it has slightly more counts than the other FP-POS values.</i>									

Proposal 14941 - ~6 months after last Cycle 24 LP3 gain map (3A) - COS FUV Detector Gain Maps

6	Aperture Adjustment 1 for Segment B	NONE	COS, ALIGN/APER	XAPER=-319	QESIPARM XSTEP S 44	0.0 Secs (0 Secs) [==>]	[1]
<p>Comments: Put the aperture in the appropriate position to illuminate a portion of the LP3 region of the detector when illuminating Segment B with G160M/1600.</p> <p>PSA LAPXSTP value at LP4 is 235.1 Desired LAPXSTP value for FCA to illuminate Segment B with G160M/1600 at Position 1 for LP3 is -84 Therefore, XAPER is set to $-84 - 235.1 = -319$. *HOWEVER*, because of the TRANS rules, the "QESIPARM XSTEPS 44" $(-319 - -363) = +44$ Special Requirement is necessary to move the aperture to the correct location.</p>							
7	G160M/1600 Deuterium Exposure 1	DEUTERIUM	COS/FUV, TIME-TAG, FCA	G160M 1600 A	CURRENT=MEDIUM; BUFFER-TIME=111; FP-POS=4; SEGMENT=BOTH; LIFETIME-POS=L P4	400 Secs (400 Secs) [==>]	[1]
<p>Comments: Deuterium exposure optimized for Segment B. FP-POS=4 was chosen because previous observations show that it has slightly more counts than the other FP-POS values.</p>							
8	Aperture Adjustment 2 for Segment B	NONE	COS, ALIGN/APER	XAPER=-375	QESIPARM XSTEP S -56	0.0 Secs (0 Secs) [==>]	[1]
<p>Comments: Put the aperture in the appropriate position to illuminate a portion of the LP3 region of the detector when illuminating Segment B with G160M/1600.</p> <p>PSA LAPXSTP value at LP4 is 235.1 Desired LAPXSTP value for FCA to illuminate Segment B with G160M/1600 at Position 2 for LP3 is -140. Therefore, XAPER is set to $-140 - 235.1 = -375$. *HOWEVER*, because of the TRANS rules, the "QESIPARM XSTEPS -56" $(-375 - -319) = -56$ Special Requirement is necessary to move the aperture to the correct location.</p>							
9	G160M/1600 Deuterium Exposure 2	DEUTERIUM	COS/FUV, TIME-TAG, FCA	G160M 1600 A	CURRENT=MEDIUM; BUFFER-TIME=111; FP-POS=4; SEGMENT=BOTH; LIFETIME-POS=L P4	400 Secs (400 Secs) [==>]	[1]
<p>Comments: Deuterium exposure optimized for Segment B. FP-POS=4 was chosen because previous observations show that it has slightly more counts than the other FP-POS values.</p>							
10	Return Aperture to Nominal Position	NONE	COS, ALIGN/APER	XAPER=0	QESIPARM XSTEP S 375	0 Secs (0 Secs) [==>]	[1]
<p>Comments: Return the aperture to its nominal position, i.e. XAPER=0. *HOWEVER*, because of the TRANS rules, the "QESIPARM XSTEPS +375" $(0 - -375) = +375$ Special Requirement is necessary to move the aperture to its correct location.</p>							
11	Return to nominal HV for standard modes	DARK	S/C, DATA, NONE		SPEC COM INSTR ELHVADJPROP; QESIPARM ENDC TSA 163; QESIPARM ENDC TSB 163	39 Secs (39 Secs) [==>]	[1]
<p>Comments: Set HV to nominal values used for the standard modes. Exposure Time is 39 seconds since the HV is not increasing on either segment.</p>							



Proposal 14941 - ~12 months after last Cycle 24 LP3 gain map (3C) - COS FUV Detector Gain Maps

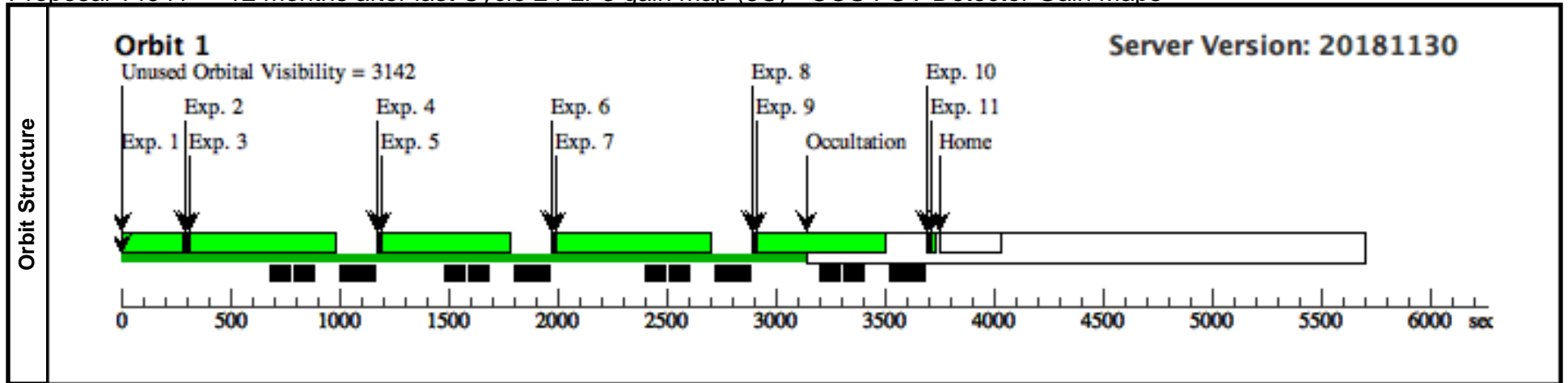
Visit	<p>Proposal 14941, ~12 months after last Cycle 24 LP3 gain map (3C), completed Mon May 13 19:00:27 GMT 2019</p> <p>Diagnostic Status: Warning</p> <p>Scientific Instruments: S/C, COS, COS/FUV</p> <p>Special Requirements: BETWEEN 01-OCT-2018:00:00:00 AND 01-NOV-2018:00:00:00; PARALLEL</p> <p><i>Comments: This visit collects data at LP3. It uses the HV values appropriate for LP3 (167/175).</i></p>
Diagnostics	<p>(~12 months after last Cycle 24 LP3 gain map (3C)) Warning (Orbit Planner): MAXIMUM DURATION EXCEEDED FOR INTERNAL OR EARTH CALIB SU (Aperture Adjustment 1 for Segment A (3C.002)) Warning (Form): This ALIGN/APER exposure should be preceded by a science exposure to define the starting position for the scan.</p>

Proposal 14941 - ~12 months after last Cycle 24 LP3 gain map (3C) - COS FUV Detector Gain Maps

#	Label	Target	Config,Mode,Aperture	Spectral Els.	Opt. Params.	Special Reqs.	Groups	Exp. Time (Total)/[Actual Dur.]	Orbit	
Exposures	1	Adjust HV to LP3 values	DARK	S/C, DATA, NONE		SAA CONTOUR 31; SPEC COM INSTR ELHLTHVF; QASISTATES COS FUV HVLOW HVN OM; QESIPARM ENDC TSA 167; QESIPARM ENDC TSB 175; QESIPARM SEGM ENT AB		295 Secs (295 Secs) [==>]	[1]	
	<i>Comments: Adjust the HV to the LP3 values.</i>									
	2	Aperture Adjustment 1 for Segment A	NONE	COS, ALIGN/APER		XAPER=-307			0.0 Secs (0 Secs) [==>]	[1]
	<i>Comments: Put the aperture in the appropriate position to illuminate a portion of the LP3 region of the detector when illuminating Segment A with G130M/1309.</i>									
	<i>PSA LAPXSTP value at LP4 is 235.1 Desired LAPXSTP value for FCA to illuminate Segment A with G130M/1309 at Position 1 for LP3 is -72 Therefore, XAPER is set to -72 - 235.1 = -307</i>									
3	G130M/1309 Deuterium Exposure 1	DEUTERIUM	COS/FUV, TIME-TAG, FCA	G130M 1309 A	CURRENT=MEDIUM; BUFFER-TIME=111; FP-POS=1; SEGMENT=BOTH; LIFETIME-POS=L P4			400 Secs (400 Secs) [==>]	[1]	
<i>Comments: Deuterium exposure optimized for Segment A. FP-POS=1 was chosen because previous observations show that it has slightly more counts than the other FP-POS values.</i>										
4	Aperture Adjustment 2 for Segment A	NONE	COS, ALIGN/APER		XAPER=-363	QESIPARM XSTEP S -56		0.0 Secs (0 Secs) [==>]	[1]	
<i>Comments: Put the aperture in the appropriate position to illuminate a portion of the LP3 region of the detector when illuminating Segment A with G130M/1309.</i>										
<i>PSA LAPXSTP value at LP4 is 235.1 Desired LAPXSTP value for FCA to illuminate Segment A with G130M/1309 at Position 2 for LP3 is -128 Therefore, XAPER is set to -128 - 235.1 = -363. *HOWEVER*, because of the TRANS rules, the "QESIPARM XSTEPS -56" [(-363 - -307) = -56] Special Requirement is necessary to move the aperture to the correct location.</i>										
5	G130M/1309 Deuterium Exposure 2	DEUTERIUM	COS/FUV, TIME-TAG, FCA	G130M 1309 A	CURRENT=MEDIUM; BUFFER-TIME=111; FP-POS=1; SEGMENT=BOTH; LIFETIME-POS=L P4			400 Secs (400 Secs) [==>]	[1]	
<i>Comments: Deuterium exposure optimized for Segment A. FP-POS=1 was chosen because previous observations show that it has slightly more counts than the other FP-POS values.</i>										

Proposal 14941 - ~12 months after last Cycle 24 LP3 gain map (3C) - COS FUV Detector Gain Maps

6	Aperture Adjustment 1 for Segment B	NONE	COS, ALIGN/APER	XAPER=-319	QESIPARM XSTEP S 44	0.0 Secs (0 Secs) [==>]	[1]
<p>Comments: Put the aperture in the appropriate position to illuminate a portion of the LP3 region of the detector when illuminating Segment B with G160M/1600.</p> <p>PSA LAPXSTP value at LP4 is 235.1 Desired LAPXSTP value for FCA to illuminate Segment B with G160M/1600 at Position 1 for LP3 is -84 Therefore, XAPER is set to $-84 - 235.1 = -319$. *HOWEVER*, because of the TRANS rules, the "QESIPARM XSTEPS 44" $(-319 - -363) = +44$ Special Requirement is necessary to move the aperture to the correct location.</p>							
7	G160M/1600 Deuterium Exposure 1	DEUTERIUM	COS/FUV, TIME-TAG, FCA	G160M 1600 A	CURRENT=MEDIUM; BUFFER-TIME=111; FP-POS=4; SEGMENT=BOTH; LIFETIME-POS=L P4	400 Secs (400 Secs) [==>]	[1]
<p>Comments: Deuterium exposure optimized for Segment B. FP-POS=4 was chosen because previous observations show that it has slightly more counts than the other FP-POS values.</p>							
8	Aperture Adjustment 2 for Segment B	NONE	COS, ALIGN/APER	XAPER=-375	QESIPARM XSTEP S -56	0.0 Secs (0 Secs) [==>]	[1]
<p>Comments: Put the aperture in the appropriate position to illuminate a portion of the LP3 region of the detector when illuminating Segment B with G160M/1600.</p> <p>PSA LAPXSTP value at LP4 is 235.1 Desired LAPXSTP value for FCA to illuminate Segment B with G160M/1600 at Position 2 for LP3 is -140. Therefore, XAPER is set to $-140 - 235.1 = -375$. *HOWEVER*, because of the TRANS rules, the "QESIPARM XSTEPS -56" $(-375 - -319) = -56$ Special Requirement is necessary to move the aperture to the correct location.</p>							
9	G160M/1600 Deuterium Exposure 2	DEUTERIUM	COS/FUV, TIME-TAG, FCA	G160M 1600 A	CURRENT=MEDIUM; BUFFER-TIME=111; FP-POS=4; SEGMENT=BOTH; LIFETIME-POS=L P4	400 Secs (400 Secs) [==>]	[1]
<p>Comments: Deuterium exposure optimized for Segment B. FP-POS=4 was chosen because previous observations show that it has slightly more counts than the other FP-POS values.</p>							
10	Return Aperture to Nominal Position	NONE	COS, ALIGN/APER	XAPER=0	QESIPARM XSTEP S 375	0 Secs (0 Secs) [==>]	[1]
<p>Comments: Return the aperture to its nominal position, i.e. XAPER=0. *HOWEVER*, because of the TRANS rules, the "QESIPARM XSTEPS +375" $(0 - -375) = +375$ Special Requirement is necessary to move the aperture to its correct location.</p>							
11	Return to nominal HV for standard modes	DARK	S/C, DATA, NONE		SPEC COM INSTR ELHVADJPROP; QESIPARM ENDC TSA 163; QESIPARM ENDC TSB 163	39 Secs (39 Secs) [==>]	[1]
<p>Comments: Set HV to nominal values used for the standard modes. Exposure Time is 39 seconds since the HV is not increasing on either segment.</p>							



Proposal 14941 - ~6 months after LP4 move - Standard Modes (4A) - COS FUV Detector Gain Maps

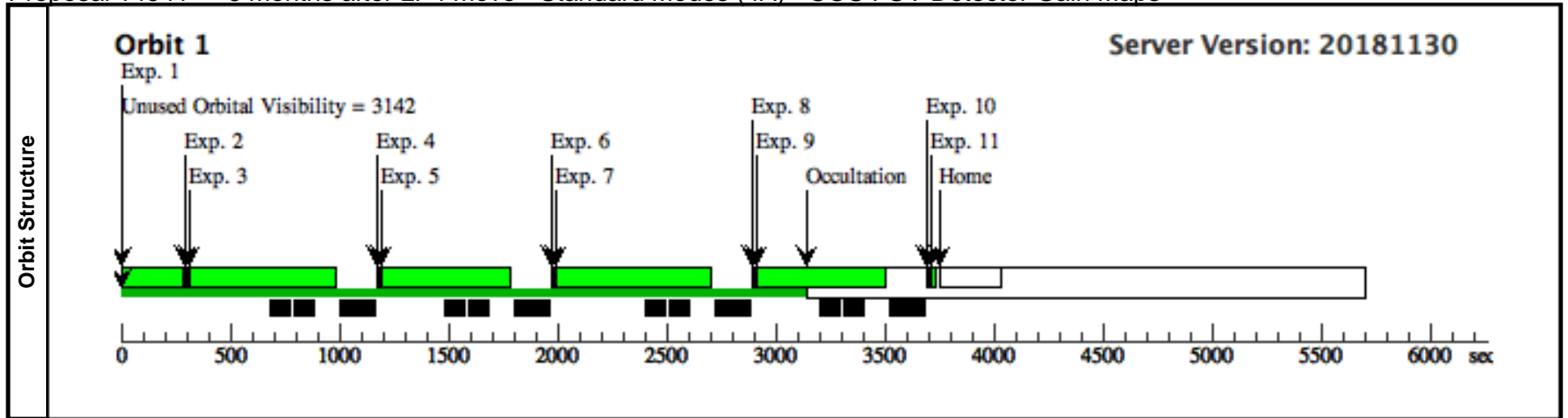
Visit	<p>Proposal 14941, ~6 months after LP4 move - Standard Modes (4A), completed</p> <p>Diagnostic Status: Warning</p> <p>Scientific Instruments: S/C, COS, COS/FUV</p> <p>Special Requirements: BETWEEN 01-APR-2018:00:00:00 AND 01-MAY-2018:00:00:00; PARALLEL</p> <p><i>Comments: This visit collects data at LP4. It uses the HV values appropriate for the Standard Modes at LP4 (163/163).</i></p>	<p>Mon May 13 19:00:27 GMT 2019</p>
Diagnostics	<p>(~6 months after LP4 move - Standard Modes (4A)) Warning (Orbit Planner): MAXIMUM DURATION EXCEEDED FOR INTERNAL OR EARTH CALIB SU (Aperture Adjustment 1 for Segment A (4A.002)) Warning (Form): This ALIGN/APER exposure should be preceded by a science exposure to define the starting position for the scan.</p>	

Proposal 14941 - ~6 months after LP4 move - Standard Modes (4A) - COS FUV Detector Gain Maps

#	Label	Target	Config,Mode,Aperture	Spectral Els.	Opt. Params.	Special Reqs.	Groups	Exp. Time (Total)/[Actual Dur.]	Orbit	
Exposures	1	Adjust HV to LP4 values	DARK	S/C, DATA, NONE		SAA CONTOUR 31; SPEC COM INSTR ELHLTHVF; QASISTATES COS FUV HVLOW HVN OM; QESIPARM ENDC TSA 163; QESIPARM ENDC TSB 163; QESIPARM SEGM ENT AB		295 Secs (295 Secs) [==>]	[1]	
	<i>Comments: Adjust the HV to the LP4 Standard Modes values.</i>									
	2	Aperture Adjustment 1 for Segment A	NONE	COS, ALIGN/APER		XAPER=-267			0.0 Secs (0 Secs) [==>]	[1]
	<i>Comments: Put the aperture in the appropriate position to illuminate a portion of the LP4 region of the detector when illuminating Segment A with G130M/1309.</i>									
	<i>PSA LAPXSTP value at LP4 is 235.1 Desired LAPXSTP value for FCA to illuminate Segment A with G130M/1309 at Position 1 for LP4 is -32 Therefore, XAPER is set to -32 - 235.1 = -267</i>									
3	G130M/1309 Deuterium Exposure 1	DEUTERIUM	COS/FUV, TIME-TAG, FCA	G130M 1309 A	CURRENT=MEDIUM; BUFFER-TIME=111; FP-POS=1; SEGMENT=BOTH; LIFETIME-POS=L P4			400 Secs (400 Secs) [==>]	[1]	
<i>Comments: Deuterium exposure optimized for Segment A. FP-POS=1 was chosen because previous observations show that it has slightly more counts than the other FP-POS values.</i>										
4	Aperture Adjustment 2 for Segment A	NONE	COS, ALIGN/APER		XAPER=-321	QESIPARM XSTEP S -54		0.0 Secs (0 Secs) [==>]	[1]	
<i>Comments: Put the aperture in the appropriate position to illuminate a portion of the LP4 region of the detector when illuminating Segment A with G130M/1309.</i>										
<i>PSA LAPXSTP value at LP4 is 235.1 Desired LAPXSTP value for FCA to illuminate Segment A with G130M/1309 at Position 2 for LP4 is -86 Therefore, XAPER is set to -86 - 235.1 = -321. *HOWEVER*, because of the TRANS rules, the "QESIPARM XSTEPS -54" [(-321 - -267) = -54] Special Requirement is necessary to move the aperture to the correct location.</i>										
5	G130M/1309 Deuterium Exposure 2	DEUTERIUM	COS/FUV, TIME-TAG, FCA	G130M 1309 A	CURRENT=MEDIUM; BUFFER-TIME=111; FP-POS=1; SEGMENT=BOTH; LIFETIME-POS=L P4			400 Secs (400 Secs) [==>]	[1]	
<i>Comments: Deuterium exposure optimized for Segment A. FP-POS=1 was chosen because previous observations show that it has slightly more counts than the other FP-POS values.</i>										

Proposal 14941 - ~6 months after LP4 move - Standard Modes (4A) - COS FUV Detector Gain Maps

6	Aperture Adjustment 1 for Segment B	NONE	COS, ALIGN/APER	XAPER=-276	QESIPARM XSTEP S 45	0.0 Secs (0 Secs) [==>]	[1]
<p>Comments: Put the aperture in the appropriate position to illuminate a portion of the LP4 region of the detector when illuminating Segment B with G160M/1600.</p> <p>PSA LAPXSTP value at LP4 is 235.1 Desired LAPXSTP value for FCA to illuminate Segment B with G160M/1600 at Position 1 for LP4 is -41 Therefore, XAPER is set to $-41 - 235.1 = -276$. *HOWEVER*, because of the TRANS rules, the "QESIPARM XSTEPS 45" $[(-276 - -321) = +45]$ Special Requirement is necessary to move the aperture to the correct location.</p>							
7	G160M/1600 Deuterium Exposure 1	DEUTERIUM	COS/FUV, TIME-TAG, FCA	G160M 1600 A	CURRENT=MEDIUM; BUFFER-TIME=111; FP-POS=4; SEGMENT=BOTH; LIFETIME-POS=L P4	400 Secs (400 Secs) [==>]	[1]
<p>Comments: Deuterium exposure optimized for Segment B. FP-POS=4 was chosen because previous observations show that it has slightly more counts than the other FP-POS values.</p>							
8	Aperture Adjustment 2 for Segment B	NONE	COS, ALIGN/APER	XAPER=-330	QESIPARM XSTEP S -54	0.0 Secs (0 Secs) [==>]	[1]
<p>Comments: Put the aperture in the appropriate position to illuminate a portion of the LP4 region of the detector when illuminating Segment B with G160M/1600.</p> <p>PSA LAPXSTP value at LP4 is 235.1 Desired LAPXSTP value for FCA to illuminate Segment B with G160M/1600 at Position 2 for LP4 is -95. Therefore, XAPER is set to $-95 - 235.1 = -330$. *HOWEVER*, because of the TRANS rules, the "QESIPARM XSTEPS -54" $[(-330 - -276) = -54]$ Special Requirement is necessary to move the aperture to the correct location.</p>							
9	G160M/1600 Deuterium Exposure 2	DEUTERIUM	COS/FUV, TIME-TAG, FCA	G160M 1600 A	CURRENT=MEDIUM; BUFFER-TIME=111; FP-POS=4; SEGMENT=BOTH; LIFETIME-POS=L P4	400 Secs (400 Secs) [==>]	[1]
<p>Comments: Deuterium exposure optimized for Segment B. FP-POS=4 was chosen because previous observations show that it has slightly more counts than the other FP-POS values.</p>							
10	Return Aperture to Nominal Position	NONE	COS, ALIGN/APER	XAPER=0	QESIPARM XSTEP S 330	0 Secs (0 Secs) [==>]	[1]
<p>Comments: Return the aperture to its nominal position, i.e. XAPER=0. *HOWEVER*, because of the TRANS rules, the "QESIPARM XSTEPS +330" $[(0 - -330) = +330]$ Special Requirement is necessary to move the aperture to its correct location.</p>							
11	Return to nominal HV for standard modes	DARK	S/C, DATA, NONE		SPEC COM INSTR ELHVADJPROP; QESIPARM ENDC TSA 163; QESIPARM ENDC TSB 163	39 Secs (39 Secs) [==>]	[1]
<p>Comments: Set HV to nominal values used for the standard modes. Exposure Time is 39 seconds since the HV is not increasing on either segment.</p>							



Proposal 14941 - ~6 months after LP4 move - 1222 (4B) - COS FUV Detector Gain Maps

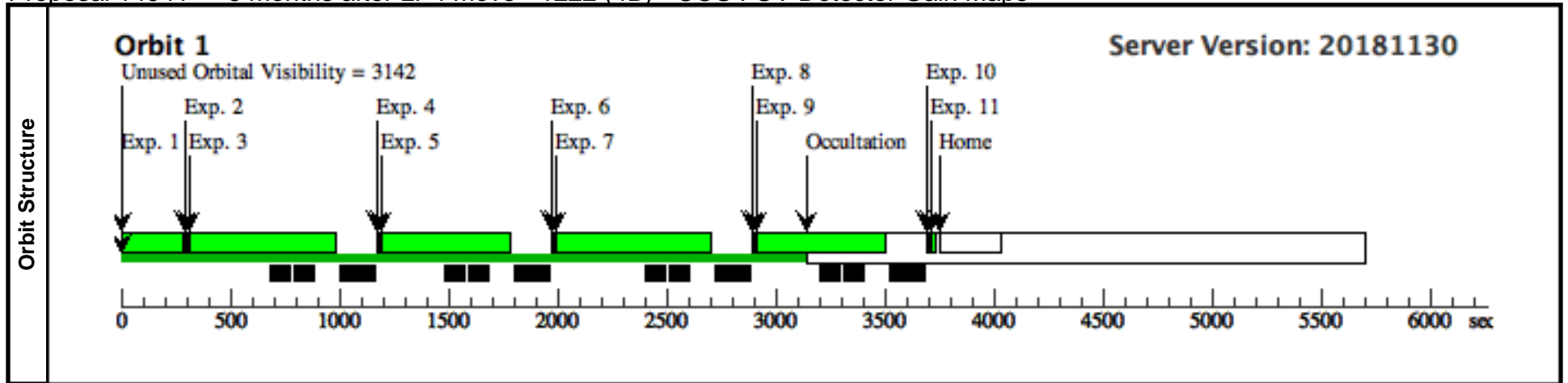
Visit	<p style="text-align: right;">Mon May 13 19:00:27 GMT 2019</p> <p>Proposal 14941, ~6 months after LP4 move - 1222 (4B), completed</p> <p>Diagnostic Status: Warning</p> <p>Scientific Instruments: S/C, COS, COS/FUV</p> <p>Special Requirements: BETWEEN 01-APR-2018:00:00:00 AND 01-MAY-2018:00:00:00; PARALLEL</p> <p><i>Comments: This visit collects data at LP4. It uses the HV values appropriate for G130M/1222 at LP4 (163/167).</i></p>
Diagnostics	<p>(~6 months after LP4 move - 1222 (4B)) Warning (Orbit Planner): MAXIMUM DURATION EXCEEDED FOR INTERNAL OR EARTH CALIB SU (Aperture Adjustment 1 for Segment A (4B.002)) Warning (Form): This ALIGN/APER exposure should be preceded by a science exposure to define the starting position for the scan.</p>

Proposal 14941 - ~6 months after LP4 move - 1222 (4B) - COS FUV Detector Gain Maps

#	Label	Target	Config,Mode,Aperture	Spectral Els.	Opt. Params.	Special Reqs.	Groups	Exp. Time (Total)/[Actual Dur.]	Orbit	
Exposures	1	Adjust HV t o LP4 1222 values	DARK	S/C, DATA, NONE		SAA CONTOUR 31; SPEC COM INSTR ELHLTHVF; QASISTATES COS FUV HVLOW HVN OM; QESIPARM ENDC TSA 163; QESIPARM ENDC TSB 167; QESIPARM SEGM ENT AB		295 Secs (295 Secs) [==>]	[1]	
	<i>Comments: Adjust the HV to the LP4 1222 values.</i>									
	2	Aperture Ad justment 1 f or Segment A	NONE	COS, ALIGN/APER		XAPER=-267			0.0 Secs (0 Secs) [==>]	[1]
	<i>Comments: Put the aperture in the appropriate position to illuminate a portion of the LP4 region of the detector when illuminating Segment A with G130M/1309.</i>									
	<i>PSA LAPXSTP value at LP4 is 235.1 Desired LAPXSTP value for FCA to illuminate Segment A with G130M/1309 at Position 1 for LP4 is -32 Therefore, XAPER is set to -32 - 235.1 = -267</i>									
3	G130M/130 9 Deuterium Exposure 1	DEUTERIUM	COS/FUV, TIME-TAG, FCA	G130M 1309 A	CURRENT=MEDIU M; BUFFER-TIME=11 1; FP-POS=1; SEGMENT=BOTH; LIFETIME-POS=L P4			400 Secs (400 Secs) [==>]	[1]	
<i>Comments: Deuterium exposure optimized for Segment A. FP-POS=1 was chosen because previous observations show that it has slightly more counts than the other FP-POS values.</i>										
4	Aperture Ad justment 2 f or Segment A	NONE	COS, ALIGN/APER		XAPER=-321	QESIPARM XSTEP S -54		0.0 Secs (0 Secs) [==>]	[1]	
<i>Comments: Put the aperture in the appropriate position to illuminate a portion of the LP4 region of the detector when illuminating Segment A with G130M/1309.</i>										
<i>PSA LAPXSTP value at LP4 is 235.1 Desired LAPXSTP value for FCA to illuminate Segment A with G130M/1309 at Position 2 for LP4 is -86 Therefore, XAPER is set to -86 - 235.1 = -321. *HOWEVER*, because of the TRANS rules, the "QESIPARM XSTEPS -54" [(-321 - -267) = -54] Special Requirement is necessary to move the aperture to the correct location.</i>										
5	G130M/130 9 Deuterium Exposure 2	DEUTERIUM	COS/FUV, TIME-TAG, FCA	G130M 1309 A	CURRENT=MEDIU M; BUFFER-TIME=11 1; FP-POS=1; SEGMENT=BOTH; LIFETIME-POS=L P4			400 Secs (400 Secs) [==>]	[1]	
<i>Comments: Deuterium exposure optimized for Segment A. FP-POS=1 was chosen because previous observations show that it has slightly more counts than the other FP-POS values.</i>										

Proposal 14941 - ~6 months after LP4 move - 1222 (4B) - COS FUV Detector Gain Maps

6	Aperture Adjustment 1 for Segment B	NONE	COS, ALIGN/APER	XAPER=-276	QESIPARM XSTEP S 45	0.0 Secs (0 Secs) [==>]	[1]
<p>Comments: Put the aperture in the appropriate position to illuminate a portion of the LP4 region of the detector when illuminating Segment B with G160M/1600.</p> <p>PSA LAPXSTP value at LP4 is 235.1 Desired LAPXSTP value for FCA to illuminate Segment B with G160M/1600 at Position 1 for LP4 is -41 Therefore, XAPER is set to $-41 - 235.1 = -276$. *HOWEVER*, because of the TRANS rules, the "QESIPARM XSTEPS 45" $[(-276 - -321) = +45]$ Special Requirement is necessary to move the aperture to the correct location.</p>							
7	G160M/1600 Deuterium Exposure 1	DEUTERIUM	COS/FUV, TIME-TAG, FCA	G160M 1600 A	CURRENT=MEDIUM; BUFFER-TIME=111; FP-POS=4; SEGMENT=BOTH; LIFETIME-POS=L P4	400 Secs (400 Secs) [==>]	[1]
<p>Comments: Deuterium exposure optimized for Segment B. FP-POS=4 was chosen because previous observations show that it has slightly more counts than the other FP-POS values.</p>							
8	Aperture Adjustment 2 for Segment B	NONE	COS, ALIGN/APER	XAPER=-330	QESIPARM XSTEP S -54	0.0 Secs (0 Secs) [==>]	[1]
<p>Comments: Put the aperture in the appropriate position to illuminate a portion of the LP4 region of the detector when illuminating Segment B with G160M/1600.</p> <p>PSA LAPXSTP value at LP4 is 235.1 Desired LAPXSTP value for FCA to illuminate Segment B with G160M/1600 at Position 2 for LP4 is -95. Therefore, XAPER is set to $-95 - 235.1 = -330$. *HOWEVER*, because of the TRANS rules, the "QESIPARM XSTEPS -54" $[(-330 - -276) = -54]$ Special Requirement is necessary to move the aperture to the correct location.</p>							
9	G160M/1600 Deuterium Exposure 2	DEUTERIUM	COS/FUV, TIME-TAG, FCA	G160M 1600 A	CURRENT=MEDIUM; BUFFER-TIME=111; FP-POS=4; SEGMENT=BOTH; LIFETIME-POS=L P4	400 Secs (400 Secs) [==>]	[1]
<p>Comments: Deuterium exposure optimized for Segment B. FP-POS=4 was chosen because previous observations show that it has slightly more counts than the other FP-POS values.</p>							
10	Return Aperture to Nominal Position	NONE	COS, ALIGN/APER	XAPER=0	QESIPARM XSTEP S 330	0 Secs (0 Secs) [==>]	[1]
<p>Comments: Return the aperture to its nominal position, i.e. XAPER=0. *HOWEVER*, because of the TRANS rules, the "QESIPARM XSTEPS +330" $[(0 - -330) = +330]$ Special Requirement is necessary to move the aperture to its correct location.</p>							
11	Return to nominal HV for standard modes	DARK	S/C, DATA, NONE		SPEC COM INSTR ELHVADJPROP; QESIPARM ENDC TSA 163; QESIPARM ENDC TSB 163	39 Secs (39 Secs) [==>]	[1]
<p>Comments: Set HV to nominal values used for the standard modes. Exposure Time is 39 seconds since the HV is not increasing on either segment.</p>							



Proposal 14941 - ~12 months after LP4 move - Standard Modes (4C) - COS FUV Detector Gain Maps

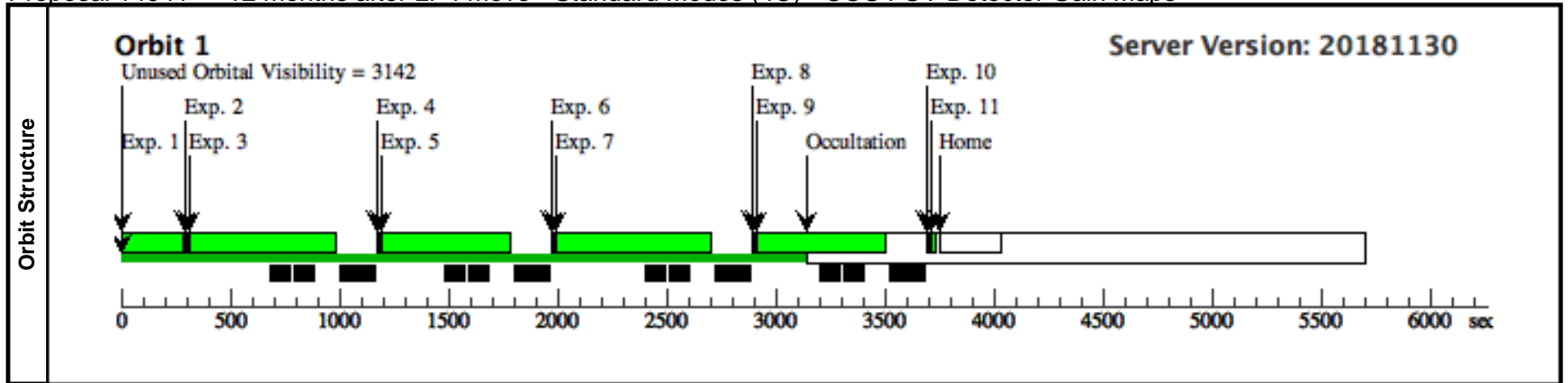
Visit	<p>Proposal 14941, ~12 months after LP4 move - Standard Modes (4C), completed</p> <p>Diagnostic Status: Warning</p> <p>Scientific Instruments: S/C, COS, COS/FUV</p> <p>Special Requirements: BETWEEN 01-OCT-2018:00:00:00 AND 01-NOV-2018:00:00:00; PARALLEL</p> <p><i>Comments: This visit collects data at LP4. It uses the HV values appropriate for the Standard Modes at LP4 (163/163).</i></p>	<p>Mon May 13 19:00:27 GMT 2019</p>
Diagnostics	<p>(~12 months after LP4 move - Standard Modes (4C)) Warning (Orbit Planner): MAXIMUM DURATION EXCEEDED FOR INTERNAL OR EARTH CALIB SU</p> <p>(Aperture Adjustment 1 for Segment A (4C.002)) Warning (Form): This ALIGN/APER exposure should be preceded by a science exposure to define the starting position for the scan.</p>	

Proposal 14941 - ~12 months after LP4 move - Standard Modes (4C) - COS FUV Detector Gain Maps

#	Label	Target	Config,Mode,Aperture	Spectral Els.	Opt. Params.	Special Reqs.	Groups	Exp. Time (Total)/[Actual Dur.]	Orbit	
Exposures	1	Adjust HV to LP4 value	DARK	S/C, DATA, NONE		SAA CONTOUR 31; SPEC COM INSTR ELHLTHVF; QASISTATES COS FUV HVLOW HVN OM; QESIPARM ENDC TSA 163; QESIPARM ENDC TSB 163; QESIPARM SEGM ENT AB		295 Secs (295 Secs) [==>]	[1]	
	<i>Comments: Adjust the HV to the LP4 Standard Modes values.</i>									
	2	Aperture Adjustment 1 for Segment A	NONE	COS, ALIGN/APER		XAPER=-267			0.0 Secs (0 Secs) [==>]	[1]
	<i>Comments: Put the aperture in the appropriate position to illuminate a portion of the LP4 region of the detector when illuminating Segment A with G130M/1309.</i>									
	<i>PSA LAPXSTP value at LP4 is 235.1 Desired LAPXSTP value for FCA to illuminate Segment A with G130M/1309 at Position 1 for LP4 is -32 Therefore, XAPER is set to -32 - 235.1 = -267</i>									
Exposures	3	G130M/1309 Deuterium Exposure 1	DEUTERIUM	COS/FUV, TIME-TAG, FCA	G130M 1309 A	CURRENT=MEDIUM; BUFFER-TIME=111; FP-POS=1; SEGMENT=BOTH; LIFETIME-POS=L P4		400 Secs (400 Secs) [==>]	[1]	
	<i>Comments: Deuterium exposure optimized for Segment A. FP-POS=1 was chosen because previous observations show that it has slightly more counts than the other FP-POS values.</i>									
	4	Aperture Adjustment 2 for Segment A	NONE	COS, ALIGN/APER		XAPER=-321	QESIPARM XSTEP S -54		0.0 Secs (0 Secs) [==>]	[1]
	<i>Comments: Put the aperture in the appropriate position to illuminate a portion of the LP4 region of the detector when illuminating Segment A with G130M/1309.</i>									
	<i>PSA LAPXSTP value at LP4 is 235.1 Desired LAPXSTP value for FCA to illuminate Segment A with G130M/1309 at Position 2 for LP4 is -86 Therefore, XAPER is set to -86 - 235.1 = -321. *HOWEVER*, because of the TRANS rules, the "QESIPARM XSTEPS -54" [(-321 - -267) = -54] Special Requirement is necessary to move the aperture to the correct location.</i>									
Exposures	5	G130M/1309 Deuterium Exposure 2	DEUTERIUM	COS/FUV, TIME-TAG, FCA	G130M 1309 A	CURRENT=MEDIUM; BUFFER-TIME=111; FP-POS=1; SEGMENT=BOTH; LIFETIME-POS=L P4		400 Secs (400 Secs) [==>]	[1]	
	<i>Comments: Deuterium exposure optimized for Segment A. FP-POS=1 was chosen because previous observations show that it has slightly more counts than the other FP-POS values.</i>									

Proposal 14941 - ~12 months after LP4 move - Standard Modes (4C) - COS FUV Detector Gain Maps

6	Aperture Adjustment 1 for Segment B	NONE	COS, ALIGN/APER	XAPER=-276	QESIPARM XSTEP S 45	0.0 Secs (0 Secs) [==>]	[1]
<p>Comments: Put the aperture in the appropriate position to illuminate a portion of the LP4 region of the detector when illuminating Segment B with G160M/1600.</p> <p>PSA LAPXSTP value at LP4 is 235.1 Desired LAPXSTP value for FCA to illuminate Segment B with G160M/1600 at Position 1 for LP4 is -41 Therefore, XAPER is set to $-41 - 235.1 = -276$. *HOWEVER*, because of the TRANS rules, the "QESIPARM XSTEPS 45" $(-276 - -321) = +45$ Special Requirement is necessary to move the aperture to the correct location.</p>							
7	G160M/1600 Deuterium Exposure 1	DEUTERIUM	COS/FUV, TIME-TAG, FCA	G160M 1600 A	CURRENT=MEDIUM; BUFFER-TIME=111; FP-POS=4; SEGMENT=BOTH; LIFETIME-POS=L P4	400 Secs (400 Secs) [==>]	[1]
<p>Comments: Deuterium exposure optimized for Segment B. FP-POS=4 was chosen because previous observations show that it has slightly more counts than the other FP-POS values.</p>							
8	Aperture Adjustment 2 for Segment B	NONE	COS, ALIGN/APER	XAPER=-330	QESIPARM XSTEP S -54	0.0 Secs (0 Secs) [==>]	[1]
<p>Comments: Put the aperture in the appropriate position to illuminate a portion of the LP4 region of the detector when illuminating Segment B with G160M/1600.</p> <p>PSA LAPXSTP value at LP4 is 235.1 Desired LAPXSTP value for FCA to illuminate Segment B with G160M/1600 at Position 2 for LP4 is -95. Therefore, XAPER is set to $-95 - 235.1 = -330$. *HOWEVER*, because of the TRANS rules, the "QESIPARM XSTEPS -54" $(-330 - -276) = -54$ Special Requirement is necessary to move the aperture to the correct location.</p>							
9	G160M/1600 Deuterium Exposure 2	DEUTERIUM	COS/FUV, TIME-TAG, FCA	G160M 1600 A	CURRENT=MEDIUM; BUFFER-TIME=111; FP-POS=4; SEGMENT=BOTH; LIFETIME-POS=L P4	400 Secs (400 Secs) [==>]	[1]
<p>Comments: Deuterium exposure optimized for Segment B. FP-POS=4 was chosen because previous observations show that it has slightly more counts than the other FP-POS values.</p>							
10	Return Aperture to Nominal Position	NONE	COS, ALIGN/APER	XAPER=0	QESIPARM XSTEP S 330	0 Secs (0 Secs) [==>]	[1]
<p>Comments: Return the aperture to its nominal position, i.e. XAPER=0. *HOWEVER*, because of the TRANS rules, the "QESIPARM XSTEPS +330" $(0 - -330) = +330$ Special Requirement is necessary to move the aperture to its correct location.</p>							
11	Return to nominal HV for standard modes	DARK	S/C, DATA, NONE		SPEC COM INSTR ELHVADJPROP; QESIPARM ENDC TSA 163; QESIPARM ENDC TSB 163	39 Secs (39 Secs) [==>]	[1]
<p>Comments: Set HV to nominal values used for the standard modes. Exposure Time is 39 seconds since the HV is not increasing on either segment.</p>							



Proposal 14941 - ~12 months after LP4 move - 1222 (4D) - COS FUV Detector Gain Maps

Visit	<p>Proposal 14941, ~12 months after LP4 move - 1222 (4D), completed</p> <p>Diagnostic Status: Warning</p> <p>Scientific Instruments: S/C, COS, COS/FUV</p> <p>Special Requirements: BETWEEN 01-OCT-2018:00:00:00 AND 01-NOV-2018:00:00:00; PARALLEL</p> <p><i>Comments: This visit collects data at LP4. It uses the HV values appropriate for G130M/1222 at LP4 (163/167).</i></p>	<p>Mon May 13 19:00:27 GMT 2019</p>
Diagnostics	<p>(~12 months after LP4 move - 1222 (4D)) Warning (Orbit Planner): MAXIMUM DURATION EXCEEDED FOR INTERNAL OR EARTH CALIB SU</p> <p>(Aperture Adjustment 1 for Segment A (4D.002)) Warning (Form): This ALIGN/APER exposure should be preceded by a science exposure to define the starting position for the scan.</p>	

Proposal 14941 - ~12 months after LP4 move - 1222 (4D) - COS FUV Detector Gain Maps

#	Label	Target	Config,Mode,Aperture	Spectral Els.	Opt. Params.	Special Reqs.	Groups	Exp. Time (Total)/[Actual Dur.]	Orbit	
Exposures	1	Adjust HV t o LP4 1222 values	DARK	S/C, DATA, NONE		SAA CONTOUR 31; SPEC COM INSTR ELHLTHVF; QASISTATES COS FUV HVLOW HVN OM; QESIPARM ENDC TSA 163; QESIPARM ENDC TSB 167; QESIPARM SEGM ENT AB		295 Secs (295 Secs) [==>]	[1]	
	<i>Comments: Adjust the HV to the LP4 1222 values.</i>									
	2	Aperture Ad justment 1 f or Segment A	NONE	COS, ALIGN/APER		XAPER=-267			0.0 Secs (0 Secs) [==>]	[1]
	<i>Comments: Put the aperture in the appropriate position to illuminate a portion of the LP4 region of the detector when illuminating Segment A with G130M/1309.</i>									
	<i>PSA LAPXSTP value at LP4 is 235.1 Desired LAPXSTP value for FCA to illuminate Segment A with G130M/1309 at Position 1 for LP4 is -32 Therefore, XAPER is set to -32 - 235.1 = -267</i>									
Exposures	3	G130M/130 9 Deuterium Exposure 1	DEUTERIUM	COS/FUV, TIME-TAG, FCA	G130M 1309 A	CURRENT=MEDIU M; BUFFER-TIME=11 1; FP-POS=1; SEGMENT=BOTH; LIFETIME-POS=L P4		400 Secs (400 Secs) [==>]	[1]	
	<i>Comments: Deuterium exposure optimized for Segment A. FP-POS=1 was chosen because previous observations show that it has slightly more counts than the other FP-POS values.</i>									
	4	Aperture Ad justment 2 f or Segment A	NONE	COS, ALIGN/APER		XAPER=-321	QESIPARM XSTEP S -54		0.0 Secs (0 Secs) [==>]	[1]
<i>Comments: Put the aperture in the appropriate position to illuminate a portion of the LP4 region of the detector when illuminating Segment A with G130M/1309.</i>										
<i>PSA LAPXSTP value at LP4 is 235.1 Desired LAPXSTP value for FCA to illuminate Segment A with G130M/1309 at Position 2 for LP4 is -86 Therefore, XAPER is set to -86 - 235.1 = -321. *HOWEVER*, because of the TRANS rules, the "QESIPARM XSTEPS -54" [(-321 - -267) = -54] Special Requirement is necessary to move the aperture to the correct location.</i>										
Exposures	5	G130M/130 9 Deuterium Exposure 2	DEUTERIUM	COS/FUV, TIME-TAG, FCA	G130M 1309 A	CURRENT=MEDIU M; BUFFER-TIME=11 1; FP-POS=1; SEGMENT=BOTH; LIFETIME-POS=L P4		400 Secs (400 Secs) [==>]	[1]	
	<i>Comments: Deuterium exposure optimized for Segment A. FP-POS=1 was chosen because previous observations show that it has slightly more counts than the other FP-POS values.</i>									

Proposal 14941 - ~12 months after LP4 move - 1222 (4D) - COS FUV Detector Gain Maps

6	Aperture Adjustment 1 for Segment B	NONE	COS, ALIGN/APER	XAPER=-276	QESIPARM XSTEP S 45	0.0 Secs (0 Secs) [==>]	[1]
<p>Comments: Put the aperture in the appropriate position to illuminate a portion of the LP4 region of the detector when illuminating Segment B with G160M/1600.</p> <p>PSA LAPXSTP value at LP4 is 235.1 Desired LAPXSTP value for FCA to illuminate Segment B with G160M/1600 at Position 1 for LP4 is -41 Therefore, XAPER is set to $-41 - 235.1 = -276$. *HOWEVER*, because of the TRANS rules, the "QESIPARM XSTEPS 45" $[(-276 - -321) = +45]$ Special Requirement is necessary to move the aperture to the correct location.</p>							
7	G160M/1600 Deuterium Exposure 1	DEUTERIUM	COS/FUV, TIME-TAG, FCA	G160M 1600 A	CURRENT=MEDIUM; BUFFER-TIME=111; FP-POS=4; SEGMENT=BOTH; LIFETIME-POS=L P4	400 Secs (400 Secs) [==>]	[1]
<p>Comments: Deuterium exposure optimized for Segment B. FP-POS=4 was chosen because previous observations show that it has slightly more counts than the other FP-POS values.</p>							
8	Aperture Adjustment 2 for Segment B	NONE	COS, ALIGN/APER	XAPER=-330	QESIPARM XSTEP S -54	0.0 Secs (0 Secs) [==>]	[1]
<p>Comments: Put the aperture in the appropriate position to illuminate a portion of the LP4 region of the detector when illuminating Segment B with G160M/1600.</p> <p>PSA LAPXSTP value at LP4 is 235.1 Desired LAPXSTP value for FCA to illuminate Segment B with G160M/1600 at Position 2 for LP4 is -95. Therefore, XAPER is set to $-95 - 235.1 = -330$. *HOWEVER*, because of the TRANS rules, the "QESIPARM XSTEPS -54" $[(-330 - -276) = -54]$ Special Requirement is necessary to move the aperture to the correct location.</p>							
9	G160M/1600 Deuterium Exposure 2	DEUTERIUM	COS/FUV, TIME-TAG, FCA	G160M 1600 A	CURRENT=MEDIUM; BUFFER-TIME=111; FP-POS=4; SEGMENT=BOTH; LIFETIME-POS=L P4	400 Secs (400 Secs) [==>]	[1]
<p>Comments: Deuterium exposure optimized for Segment B. FP-POS=4 was chosen because previous observations show that it has slightly more counts than the other FP-POS values.</p>							
10	Return Aperture to Nominal Position	NONE	COS, ALIGN/APER	XAPER=0	QESIPARM XSTEP S 330	0 Secs (0 Secs) [==>]	[1]
<p>Comments: Return the aperture to its nominal position, i.e. XAPER=0. *HOWEVER*, because of the TRANS rules, the "QESIPARM XSTEPS +330" $[(0 - -330) = +330]$ Special Requirement is necessary to move the aperture to its correct location.</p>							
11	Return to nominal HV for standard modes	DARK	S/C, DATA, NONE		SPEC COM INSTR ELHVADJPROP; QESIPARM ENDC TSA 163; QESIPARM ENDC TSB 163	39 Secs (39 Secs) [==>]	[1]
<p>Comments: Set HV to nominal values used for the standard modes. Exposure Time is 39 seconds since the HV is not increasing on either segment.</p>							

